

Nobody cools better.



Window ACs



Split ACs



Inverter ACs

2015 RANGE



Blue Star is India's leading Airconditioning Company. With seven decades of experience in cooling offices, Blue Star now brings the same expertise to your home. It offers you a wide range of Inverter ACs, star rated Split ACs and Window ACs that assures exceptional cooling and power savings like no other. Moreover, they are backed by a wide network of 800 dealers and direct service centres across the country. So choose Blue Star, because nobody cools better.



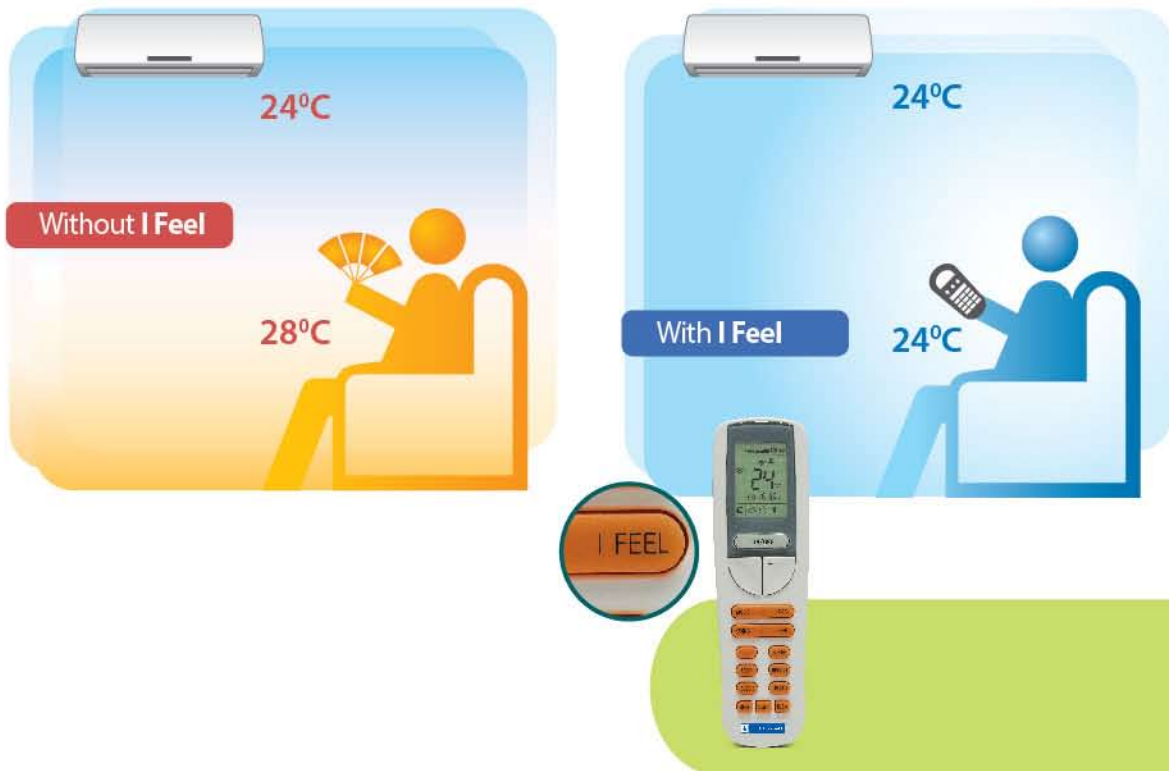
Comfort at your finger-tips



I Feel

'I Feel' is an advanced feature designed for your perfect comfort. Other airconditioners have only one temperature sensor on the indoor unit, which senses the temperature around the unit and not necessarily near the user, leading to discomfort for the user, especially in larger rooms.

Blue Star's 'I Feel' feature incorporates two temperature sensors, one on the unit and the other on the remote handset. In a large room, you may choose to enable the feature on the remote. The remote, when placed next to you, will then sense the temperature around you and control the airconditioner for your perfect comfort.



Multi-Fan Speed

All Blue Star ACs offer Multi-Fan Speed options to suit your comfort level. The Window ACs come with Three Speed Fan Cooling whereas the Split ACs come with Four Speed Fan Cooling (Low/Medium/High/Auto) that lets you adjust the Fan Speed.



ON/OFF Timer

This feature adds to your convenience as you can set the timer for On or Off as per requirement.



Blow Button

In this mode, the indoor blower in a Blue Star AC runs for 10 minutes even after the airconditioner is switched off. This helps keep the indoor coil dry and prevents dust or mold accumulation. Also, the growth of bacteria in the indoor coil due to moisture is reduced significantly.



Turbo Operation

In this mode, the AC switches to High/Turbo Fan Speed to help reach the pre-set temperature in the shortest time possible.



Wide Angle Airflow

The Wide Angle Louvres ensure that cool air is distributed evenly across the room and that it reaches every corner.



Fixed and Swing Louvres

Fixed and Swing Louvres help the user adjust the swing or even stop it at a particular angle. This adds to the user's comfort by letting him manage the airflow to suit his needs.



Air Flow Direction Control

This feature controls the swing angle of the Horizontal Louvre. It allows the user to change the airflow direction to avoid direct draft of cold air.





Sleep Mode

Sleep Mode is an intelligent feature that ensures a comfortable temperature throughout the night. The user sets a particular temperature before sleeping. In Sleep Mode, the user-set temperature increases for a short period of time. So even if the temperature outside dips later in the night, the user is comfortable and doesn't feel too cold. Sleep Mode also helps save energy.



Auto Mode

The unit will automatically select the suitable running method according to the room temperature, making the room comfortable. This can be set while in Cooling Mode.



Dry Mode

Dry Mode is useful, especially during monsoon when the room feels humid and clammy. This feature helps remove the moisture from the air rapidly.

Advanced Filters for clean air



Silver Ion Filter

The Silver Ion Filter is a highly efficient sterilising ion filter that kills more than 99% bacteria and prevents them from growing again.



Catechin Filter

The Catechin Air Purifying Filter catches dust, mites, cigarette smoke and other pollutants. It also traps and renders inactive microscopic viruses and bacteria. This remarkable filter keeps the air clean and healthy.



Bio Filter

The Bio Filter consists of Biological Enzymes that help purify air. The Biological Enzymes kill bacteria by dissolving their cell walls. This ensures that the bacteria does not grow again and the user gets pure and healthy air.




Vitamin C Filter

The Vitamin C Filter helps reduce stress and softens the skin. Vitamin C is also known for increasing immunity.



Cold Plasma Filter

The Cold Plasma Filter generates active hydrogen and oxygen ions which eliminate bacteria, viruses, dust and other harmful agents in the air.





Anti-Acarien Filter

This Anti-Acarien (Anti-Dust Mite) Filter helps prevent the reproduction of dust mites and keeps the air fresh.



Anti-Bacterial Filter

The Anti-Bacterial Filter is a specially designed filter that helps reduce the spread of infections and diseases through air. This filter contains bio-bactericide that collects dust, limits the metabolism and growth of bacteria and sterilises the air. It also removes more than 95% Esherichis Coli and Staphylococcus Aureus that cause boils, infections and diarrhoeal diseases.




Active Carbon Filter

The Active Carbon Filter eliminates odours, such as that of ammonia, and turns harmful chemical gases inactive, such as formaldehyde and benzene.



Dust Filter

The Dust Filter is an advanced filter that traps dust particles in the room, keeping it dust-free and healthy.



Performance, Reliability, Durability - Redefined



Hydrophilic Blue Evaporator Fins

Since the Evaporator (indoor coil) has a low temperature, it might result in water condensation. This results in accumulation of dust particles, thereby affecting the performance of the AC. The hydrophicity in the evaporator fins doesn't allow water condensate to accumulate. This reduces the accumulation of dust particles and improves the cooling performance of the AC.



Display Panel

All Split ACs come with an advanced digital display on the indoor unit that helps indicate the mode of operation of the AC.



Auto Restart with Memory Function

This feature is very useful in case of a power cut. Thanks to this feature, the airconditioner restarts at the previous setting automatically when the power resumes.



Metal Enclosure

Covers the PCB board and prevents any overheating of electrical components.



Self-Diagnosis

In case of faulty conditions, the ACs show error codes. This ensures proper care and protects the ACs from any damage.



Cleanable Panel

The front panel of the indoor unit can be easily detached for periodic cleaning. This helps in the maintenance of the AC.



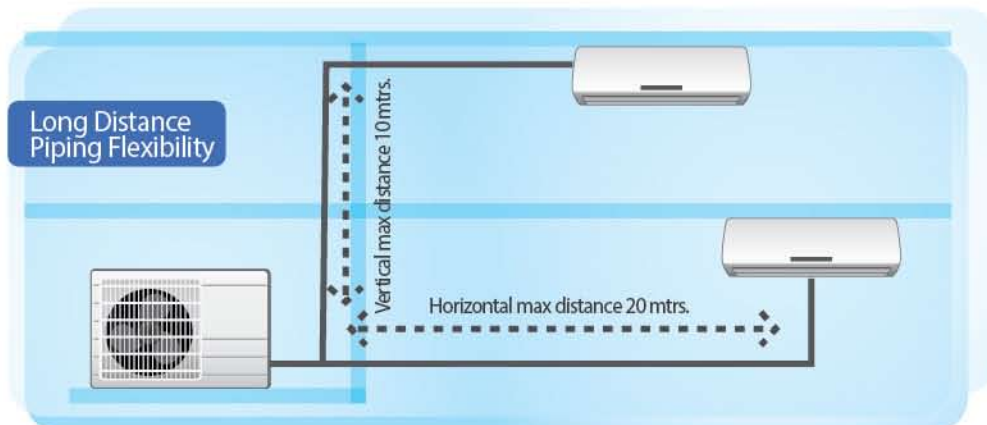
Elegant Remote Control

Blue Star ACs come with modern-looking, easy-to-use remotes that are packed with features.



Long Distance Piping Flexibility*

Long Distance Piping Flexibility allows the outdoor unit to be placed far from the indoor unit. This adds to convenience and facilitates easy installation of the ACs.



Total piping should not exceed 20mtrs. for 1.5 TR & 2TR & 15mtr. for 1 TR
*Available in Inverter Split AC & 5 Star Split AC



High-Efficiency Rotary Compressor

Every Blue Star AC uses a highly energy efficient rotary compressor with a built-in accumulator. This compressor is specially designed to deliver maximum cooling while using low power and helps you save on your power bills.




Powder-Coated Outer Body

Blue Star outdoor units have been built keeping in mind the harsh Indian climatic conditions. The metal bodies of the units use galvanised steel and are coated with polyester powder paint. This protects them from rusting and increases their life significantly.



Anti-Corrosive Blue Fin Copper Condenser

Special Anti-Corrosive Blue Fins are used in the copper condenser to resist its corrosion, thus increasing the AC's life.



Anti-Freeze Thermostat

If the unit is running in the Cool Mode and is set at a very low temperature, frost is formed on the heat exchanger. The Anti-Freeze Thermostat on the Indoor Coil acts as a safety feature and stops the compressor, thus protecting the unit.





Inverter Split AC

It's so smart, it adjusts for you.



Here's an AC that thinks and adjusts according to your needs. Blue Star's Inverter AC. Its compressor changes frequency according to the ambient load. As the frequency changes, RPM of the compressor also changes. This eliminates any temperature fluctuations and helps maintain a comfortable temperature. For example, a 1.5 TR Inverter AC can decrease its capacity to 1 TR or increase its capacity to 1.75 TR, as per the requirement. As there is no cut in and cut off, the Inverter AC saves up to 30% more power.


The Inverter AC comes with a special heat pump that's useful during severe winters. What's more, this AC uses the latest environment-friendly refrigerant, R410A, that has almost nil ozone depleting substances. So, the AC is healthy for the environment too.



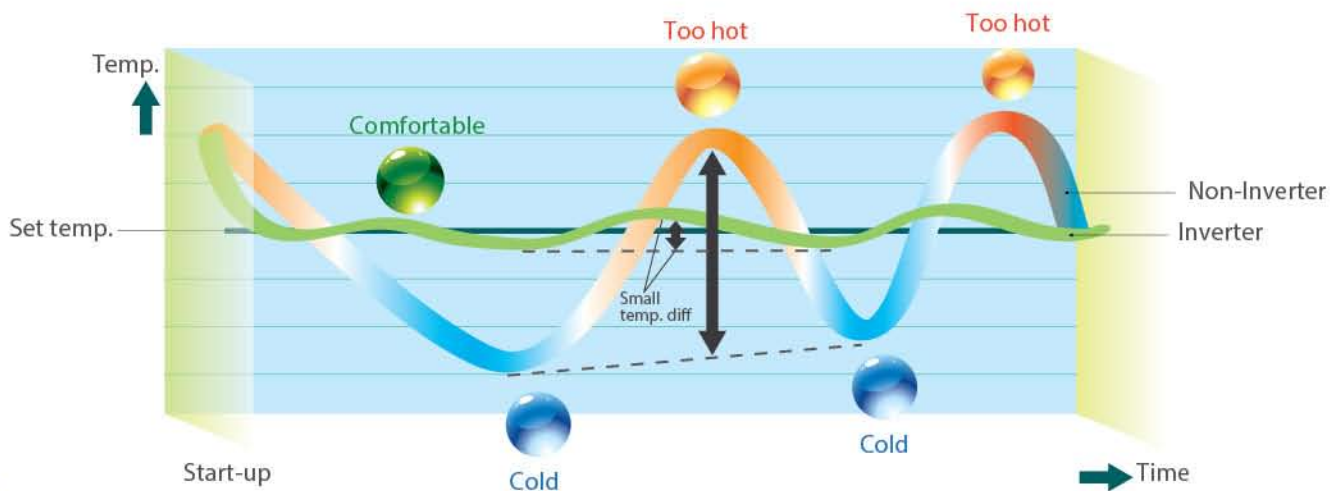
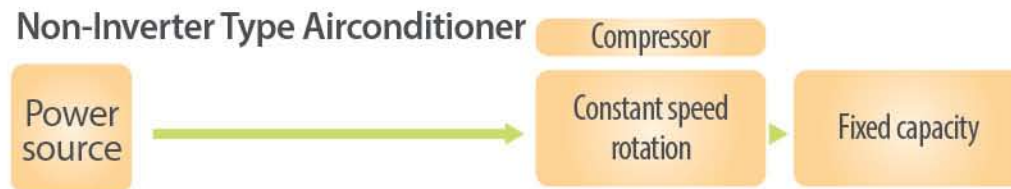
VARIABLE CAPACITY OPERATION

Inverter airconditioners are able to vary their operating capacity. Non-Inverter ACs can operate only at a fixed capacity.

Inverter Power Control

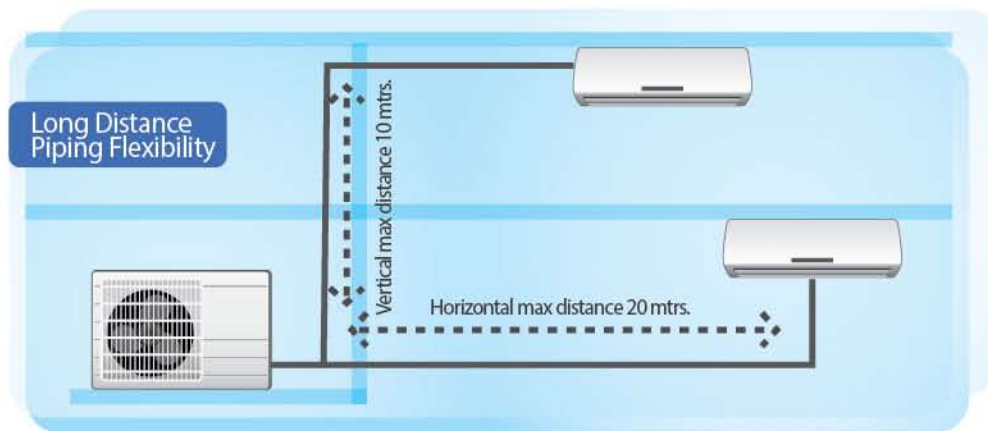


Non-Inverter Type Airconditioner



LONG DISTANCE PIPING FLEXIBILITY*

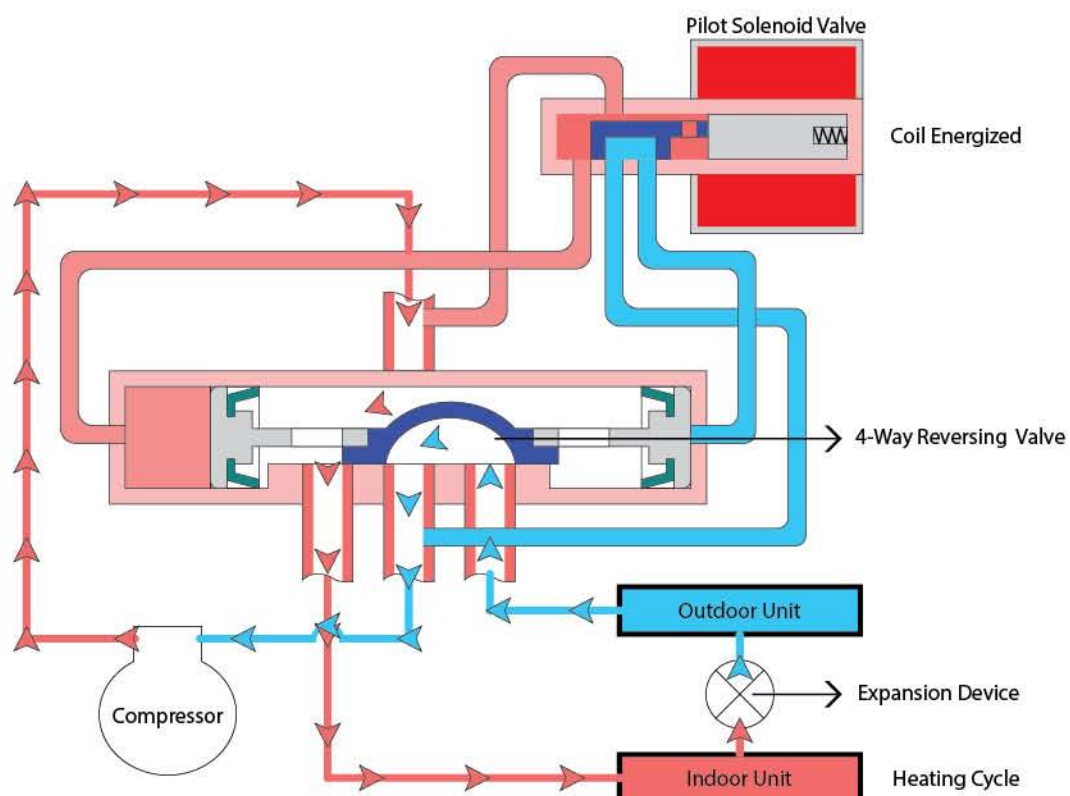
Long Distance Piping Flexibility allows the outdoor unit to be placed far from the indoor unit. This adds to convenience and facilitates easy installation of the ACs.



Total piping should not exceed 20 mtrs. for 1.5 TR & 2 TR & 15 mtr. for 1 TR
*Available in Inverter Split AC & 5 Star Split AC

HEAT PUMP CYCLE

The Inverter AC doubles up as a heating unit with the heat pump. It is operational at ambient temperatures below 24°C. The Solenoid Valve energises the 4-Way Reverse Valve on switching to the Heat Mode on the remote. The 4-Way Valve reverses the circuit and the indoor unit functions as a condenser.





Inverter-C Heat Pump



Inverter-C Cool Only

30%
more
power saving
Than Non-Inverter ACs

Features

- I Feel
- Blow Button
- Multi-Fan Speed
- Long Distance Piping Flexibility
- Sleep Mode
- Hydrophilic Blue Fins Evaporator
- Self Diagnosis
- Powder-Coated Outer Body
- Anti-Freeze Thermostat
- Inverter Rotary Compressor
- Wide-Angle Airflow
- Fixed and Swing Louvres
- Air Flow Direction Control
- Display Panel
- Auto Mode
- Anti-Corrosive Blue Fin Condenser
- Metal Enclosure for PCB board
- Auto Defrosting Function*
- Heat Mode*
- Anti-Cool Wind Function*
- Turbo Operation
- Cleanable Panel
- Auto Restart with Memory Backup
- Eco-friendly R410A Refrigerant
- Elegant Remote Control
- On/Off Timer
- Dry Mode
- Compressor Jacket

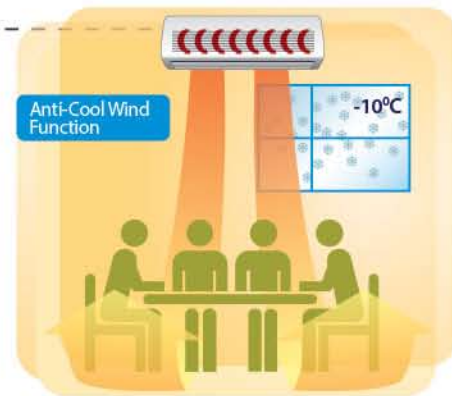
Filters

- Cold Plasma Filter
- Active Carbon Filter
- Catechin Filter
- Silver Ion Filter
- Anti-Bacterial Filter
- Anti-Acarien Filter
- Vitamin C Filter
- Dust Filter

*Applicable for Inverter-C Heat Pump Model
 **Inverter-C also available in Cool Only mode

ANTI-COOL WIND FUNCTION

In winter, when you switch to Heating Mode, the indoor fan does not run and blow cold air till the desired warm air temperature is achieved, avoiding discomfort to the user.

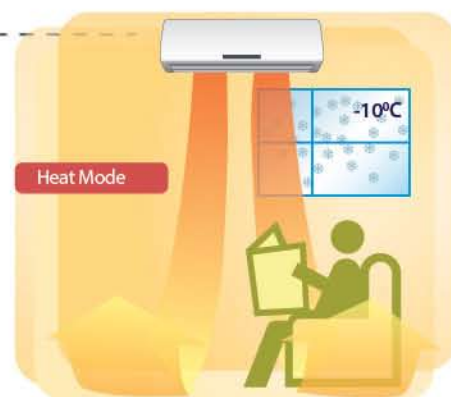


AUTO DEFROSTING FUNCTION IN HEATING MODE

When the ambient temperature becomes very low, frost formation takes place in the outdoor unit. This hampers the heating effect. The Auto Defrosting Function will stop the fan motors of the indoor and outdoor unit, thereby halting the Heating Mode to protect the AC.

HEAT MODE

The Heat Pump in the Inverter AC has several advantages. Because of Inverter Technology, you will save on more than 30% of power consumed even in the Heat Mode. There is no heating filament here since the same airconditioning cycle is being used in the Heat Mode. There is no carbon residue, thereby eliminating any risks of low Oxygen level or suffocation.





SENSORS FOR PERFECT COOLING

Condenser Coil Sensor

It prevents the temperature from rising, which can cause liquid floodback that can damage the compressor.

Room Return Air Sensor

It senses the return air temperature, thereby signalling the compressor through the PCBs whether the desired room temperature has been achieved or not and if the RPM has to be changed.

Ambient Sensor

It detects the ambient temperature and activates the heat pump cycle when the ambient temperature drops below 24°C.

DLT Sensor

It helps in ascertaining the discharge temperature and cuts off the compressor when the temperature is high.

Evaporator Coil Sensor

If there is ice formation on the evaporator coil due to very low set temperature or a probable gas leak, it cuts off the compressor as a preventive measure.

PCB CIRCUIT

It works in coordination with the sensors, takes input and controls the compressor, indoor blower and outdoor fan motor. Thus delivering intelligent cooling.



ECO-FRIENDLY R410A REFRIGERANT

The Inverter AC uses the latest environment friendly refrigerant, R410A, that has almost nil Ozone Depleting Substance and Polyolester (POE) oil which has better oil return properties, better heat transfer characteristics, better lubrication ability and is also wax free.



ELEGANT REMOTE CONTROL




ACOUSTIC INSULATION COMPRESSOR JACKET

An acoustic jacket is provided with the compressors of Inverter Split ACs and Multi Inverter series. This jacket eliminates noise and makes the ODU quieter.

Without jacket



With jacket



Multi Inverter Split AC

Stunning looks. Saves space. Saves on power. Delivers optimum capacity.

A typical residence of two bedrooms and a living room requires 4.5TR (3 x 1.5TR) of airconditioning. However, only two rooms are occupied at most points of time. Traditionally this means installation of three ODUs and three IDUs, each of 1.5TR capacity, occupying more ODU space resulting in clutter and spoiling the facade.

With Multi Inverter Split AC, you need to install only one ODU that drives up to three 1.5TR IDUs. The system feeds the two working IDUs at most points of time, thus optimising use of capacity and saving both investment and running costs. It is also designed to ramp up the capacity and maintain comfortable indoor conditions in all three rooms, if all three IDUs are switched on at the same time on rare occasions. This makes it ideal for large villas, big row houses and other multi-room applications.

Moreover, the refrigerant used is the eco-friendly R410A which minimises the emission of Ozone Depleting Substances.





















With Blue Star's Multi Inverter Split AC , 3 IDUs operate on just one ODU



SUPER SLIM

Features

-  I Feel
-  Blow Button
-  Multi-Fan Speed
-  Long Distance Piping Flexibility
-  Sleep Mode
-  Hydrophilic Blue Fins Evaporator
-  Self Diagnosis
-  Powder-Coated Outer Body
-  Dry Mode
-  Anti-Freeze Thermostat
-  Inverter Rotary Compressor
-  Wide-Angle Airflow
-  Fixed and Swing Louvres
-  Air Flow Direction Control
-  Display Panel
-  Auto Mode
-  Anti-Corrosive Blue Fin Condenser
-  On/Off Timer
-  Metal Enclosure for PCB board
-  Auto Defrosting Function
-  Heat Mode
-  Anti-Cool Wind Function
-  Turbo Operation
-  Cleanable Panel
-  Auto Restart with Memory Backup
-  Eco-friendly R410A Refrigerant
-  Electronic Expansion Valve (EEV)
-  Compressor Jacket
-  Elegant Remote Control

Filters

-  Cold Plasma Filter
-  Active Carbon Filter
-  Catechin Filter
-  Silver Ion Filter
-  Anti-Bacterial Filter
-  Anti-Acarien Filter
-  Vitamin C Filter
-  Dust Filter



ONE ODU. DIFFERENT TEMPERATURES.

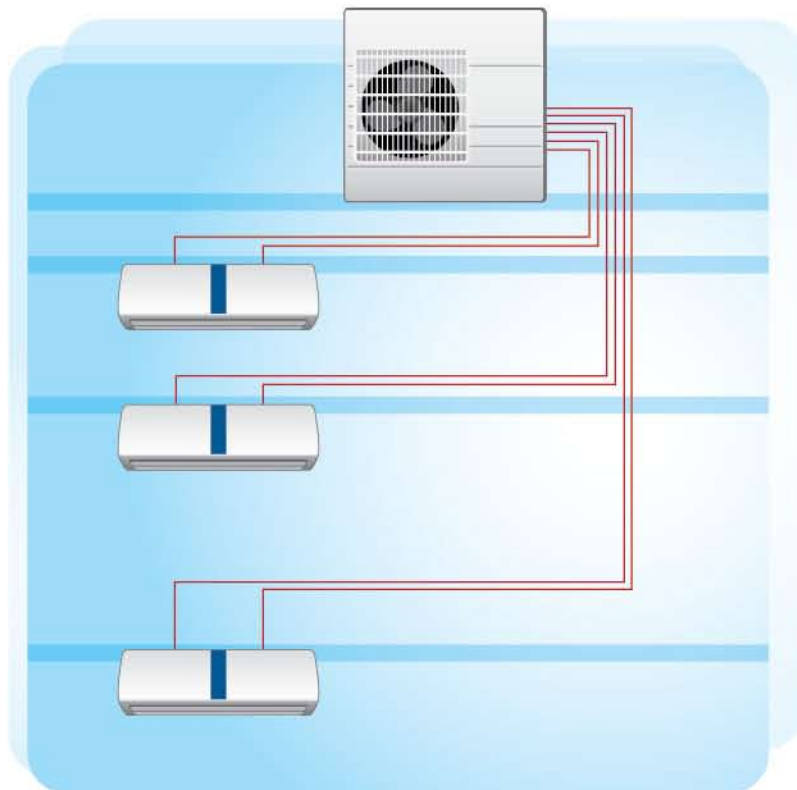
Even though the Multi Inverter AC has just one ODU, it facilitates flexibility in terms of different temperatures for different rooms as per the requirement, thus adding to the comfort.



MAX. PIPING TOTAL LENGTH

Max. piping for each IDU to ODU: 25 m

Vertical height difference: 15 m





ENERGY SAVING

As the cooling of each room is separately controlled, only the rooms that require airconditioning are cooled or heated. And thanks to the Inverter Technology used, the level of airconditioning can be precisely controlled depending on the load.



ELECTRONIC EXPANSION VALVE

Unlike the capillary which allows free flow of the refrigerant, the EEV controls the flow according to the load needed. It has numerous settings for refrigerant flow. This helps in improving the efficiency of the desired cooling. It also helps in maintaining a constant temperature, unlike the typical temperature change that occurs with conventional fixed speed ACs. Furthermore, the refined PID system helps in maintaining the room temperature within a 0.5°C variation of the set temperature.



SELF-DIAGNOSTICS SYSTEM

Comprehensive troubleshooting codes allow for timely identification of problems and quicker turnaround times.

MULTI INVERTER OPERATING CONDITIONS

Operation Range

Item	Outdoor Condition (DB°C)
Cooling	15 to 48
Heating	-15 to 24

Max. Ambient Conditions: 48°C for Cooling

Min. Ambient Conditions for Heat Mode: -15°C

Single Phase 4.5 HP MULTI INVERTER ODU



**Pre-piped connections
for easy installation**

Star Rated Hi-Wall Split ACs

They cool. They purify. They save.

Certified by the BEE (Bureau of Energy Efficiency), Blue Star's star rated range of Hi-Wall Split ACs offers you the dual advantage of high performance cooling and low electricity bills.





R410A 5 STAR - S

The best in the 5 Star range, this AC combines faster cooling with superior savings. What's more, it comes with the latest eco-friendly refrigerant, R410A that has almost nil ozone depleting substances. This helps save energy and therefore reduces your electricity bills.



Features

- | | | | | | | | |
|---|--|--|--|---|--|---|---|
| 
I Feel | 
Blow Button | 
High Efficiency Rotary Compressor | 
Auto Mode | 
Louvred Fin Condenser | 
Powder-Coated Outer Body | 
Self Diagnosis | 
Anti-Freeze Thermostat |
| 
On/Off Timer | 
Dry Mode | 
Wide-Angle Airflow | 
Fixed and Swing Louvres | 
Air Flow Direction Control | 
Display Panel | 
Hydrophilic Blue Fins Evaporator | 
Turbo Operation |
| 
Long Distance Piping Flexibility | 
Sleep Mode | 
Auto Restart with Memory Backup | 
Metal Enclosure for PCB board | 
Cleanable Panel | 
Multi-Fan Speed | 
Eco-friendly R410A Refrigerant | 
Elegant Remote Control |

Filters

- | | | | | | | |
|---|--|--|--|--|--|--|
| 
Active Carbon Filter | 
Catechin Filter | 
Silver Ion Filter | 
Dust Filter | 
Anti-Bacterial Filter | 
Vitamin C Filter | 
Anti-Acarien Filter |
|---|--|--|--|--|--|--|

5 STAR - ZG



Champagne Gold

5 STAR - ZW

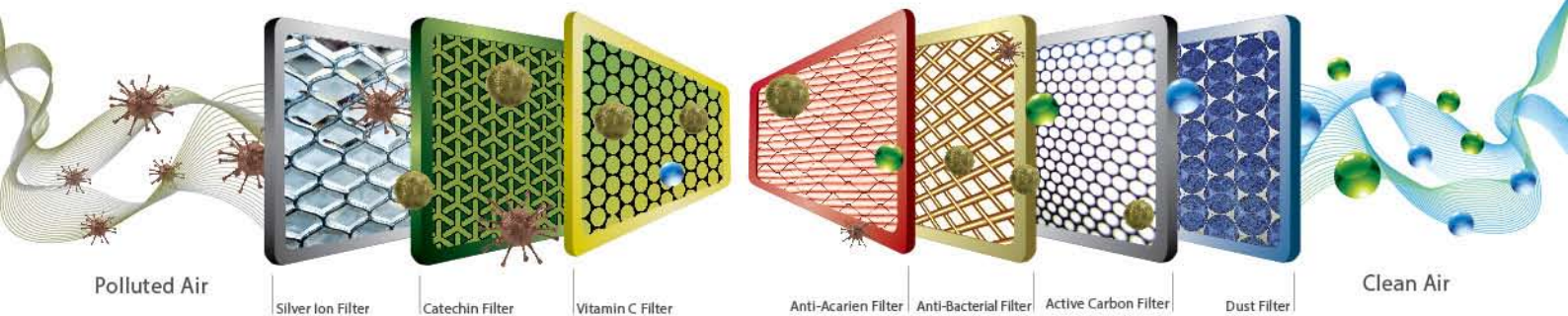


Pearl White

5 STAR - S



Stylish, elegant and good looking, this AC certainly adds to the beauty of your home. In fact, it comes in four attractive colours: Champagne Gold, Pearl White, Wine Red and White for you to choose from. The inner moulding panel gives this AC an extra shine and enhances its beauty, giving your room a designer look. And being a 5 star rated AC, it helps you save on your electricity bills too.



5 STAR - ZR



Wine Red

5 STAR - S



White

Multiple colour options for panels to suit your décor.

Features



I Feel



Blow Button



High Efficiency Rotary Compressor



Auto Mode



Louvred Fin Condenser*



Powder-Coated Outer Body



Self Diagnosis



Anti-Freeze Thermostat



On/Off Timer



Dry Mode



Wide Angle Airflow



Fixed and Swing Louvres



Air Flow Direction Control



Display Panel



Hydrophilic Blue Fins Evaporator



Turbo Operation



Long Distance Piping Flexibility



Sleep Mode



Auto Restart with Memory Backup



Metal Enclosure for PCB board



Cleanable Panel



Multi-Fan Speed



Elegant Remote Control

Filters



Active Carbon Filter



Catechin Filter



Silver Ion Filter



Dust Filter



Anti-Bacterial Filter



Vitamin C Filter



Anti-Acarien Filter



*In select models

5 STAR - M



Blue Star's unique 5 Star - M is ideal for typical high-wall mounted split applications where the capacity needed is much higher. The 5 Star - M offers increased air throw and can reach farther across the room. It is available in 2 TR.

Features

-  Cleanable Panel
-  Fixed and Swing Louvres
-  Anti-Freeze Thermostat
-  Self-Diagnosis
-  Auto Restart with Memory Backup
-  Dry Mode
-  Wide-Angle Airflow
-  On/Off Timer
-  Air Flow Direction Control
-  Hydrophilic Blue Fins Evaporator
-  Economy Mode (Sleep Mode)
-  Auto Mode
-  Powder-Coated Outer Body
-  Louvred Fin Condenser

Filters

-  Dust Filter
-  Active Carbon Filter



Increased air throw that reaches farther across the room



R410A 3 STAR - H

Introducing the eco-friendly refrigerant - R410A in the 3 Star category. What's more, this AC has all the features that you desire - Turbo Cooling, Blow Button, Hidden Display and many more.



Features

- | | | | | | | | |
|--|---|--|---|---|---|---|---|
| 
High Efficiency Rotary Compressor | 
Auto Mode | 
Louvred Fins Condenser | 
Powder-Coated Outer Body | 
Turbo Operation | 
Anti-Freeze Thermostat | 
Self Diagnosis | 
Auto Restart with Memory Backup |
| 
Multi-Fan Speed | 
Wide-Angle Airflow | 
Fixed and Swing Louvres | 
Air Flow Direction Control | 
Dry Mode | 
Cleanable Panel | 
Sleep Mode | 
Hydrophilic Blue Fins Evaporator |
| 
Hidden Display Panel | 
On/Off Timer | 
Elegant Remote Control | 
Blow Button | 
Eco-friendly R410A Refrigerant | 
Metal Enclosure for PCB board | | |

Filters

- | | | |
|---|--|--|
| 
Active Carbon Filter | 
Silver Ion Filter | 
Dust Filter |
|---|--|--|



Large LED Display - Shows the set temperature, in bright and large size, which can be hidden at the press of a button.

3 STAR - V

Here's an AC that combines good looks with superb performance. This AC comes with the special 'I Feel' feature that helps ensure an appropriate temperature around the user and not the unit. Thus it provides maximum comfort while saving energy at the same time. With specially designed unique features, this AC brings together great looks and great savings.

Features



I Feel



Blow Button



High Efficiency Rotary Compressor



Auto Mode



Anti-Corrosive Blue Fin Copper Condenser



Powder-Coated Outer Body



Self Diagnosis



Anti-Freeze Thermostat



Multi-Fan Speed



Wide-Angle Airflow



Fixed and Swing Louvres



Air Flow Direction Control



Sleep Mode



Cleanable Panel



Display Panel



On/Off Timer



Turbo Operation



Auto Restart with Memory Backup



Metal Enclosure for PCB board



Hydrophilic Blue Fins Evaporator



Dry Mode



Elegant Remote Control

Filters



Active Carbon Filter



Catechin Filter



Silver Ion Filter



Anti-Bacterial Filter



Dust Filter





It's an AC that perfectly balances style and efficiency. It comes with a high-efficiency compressor that optimises power and ensures superior cooling. While the aesthetic design enhances your décor. It comes in a choice of three colours to perfectly match your interiors. It's a perfect choice for any home.

3 STAR - JR



Wine Red

3 STAR - JW



White

3 STAR - JG



Champagne Gold

Features

- High-Efficiency Rotary Compressor
- Auto Mode
- Louverd Fins Condenser
- Powder-Coated Outer Body
- Wide-Angle Airflow
- Fixed and Swing Louvres
- Air Flow Direction Control
- Dry Mode
- Multi-Fan Speed
- Off Timer
- Elegant Remote Control
- Display Panel
- Metal Enclosure for PCB board
- Anti-Freeze Thermostat
- Self-Diagnosis
- Auto Restart with Memory Backup
- Hydrophilic Blue Fins Evaporator
- Sleep Mode
- Cleanable Panel

Filters

- Active Carbon Filter
- Silver Ion Filter
- Dust Filter





3 STAR - F

Efficiency and superior cooling define this AC. Bring it home and enjoy the cooling it delivers.

Features

-  High-Efficiency Rotary Compressor
-  Auto Mode
-  Louvred Fins Condenser*
-  Powder-Coated Outer Body
-  Wide-Angle Airflow
-  Fixed and Swing Louvres
-  Air Flow Direction Control
-  Dry Mode
-  Multi-Fan Speed
-  On/Off Timer
-  Elegant Remote Control
-  Hidden Display Panel
-  Metal Enclosure for PCB board
-  Anti-Freeze Thermostat
-  Self-Diagnosis
-  Auto Restart with Memory Backup
-  Hydrophilic Blue Fins Evaporator
-  Sleep Mode
-  Cleanable Panel

Filters

-  Active Carbon Filter
-  Silver Ion Filter
-  Dust Filter



Large LED Display - Shows the set temperature, in bright and large size, which can be hidden at the press of a button.

*In select models

2 STAR - O

Here's an AC that completely understands your cooling needs. It has the unique 'I Feel' feature that cools according to the temperature around the user, ensuring maximum comfort. It improves the air quality with special filters like the Catechin and Silver Ion Filters. Add to that stylish good looks and you get the 2 Star - O.

Features

-  I Feel
-  Blow Button
-  High Efficiency Rotary Compressor
-  Auto Mode
-  Anti-Corrosive Blue Fin Copper Condenser
-  Powder-Coated Outer Body
-  Self Diagnosis
-  Anti-Freeze Thermostat
-  Multi-Fan Speed
-  Wide-Angle Airflow
-  Fixed and Swing Louvres
-  Air Flow Direction Control
-  Sleep Mode
-  Cleanable Panel
-  Display Panel
-  On/Off Timer
-  Turbo Operation
-  Auto Restart with Memory Backup
-  Metal Enclosure for PCB board
-  Hydrophilic Blue Fins Evaporator
-  Dry Mode
-  Elegant Remote Control

Filters

-  Active Carbon Filter
-  Catechin Filter
-  Silver Ion Filter
-  Anti-Bacterial Filter
-  Dust Filter





2 STAR - N

Turbo cooling, LCD remote, memory restart and wide angle airflow. This AC is packed with all the features of a Star Rated AC.

Features



High-Efficiency Rotary Compressor



Auto Mode



Louvred Fins Condenser



Powder-Coated Outer Body



Turbo Operation



Anti-Freeze Thermostat



Self-Diagnosis



Auto Restart with Memory Backup



Multi-Fan Speed



Wide-Angle Airflow



Fixed and Swing Louvres



Air Flow Direction Control



Dry Mode



Cleanable Panel



Sleep Mode



Hydrophilic Blue Fins Evaporator



Display Panel



On/Off Timer



Elegant Remote Control



Blow Button



Metal Enclosure for PCB board

Filters



Active Carbon Filter



Silver Ion Filter



Dust Filter





Star Rated Window ACs

Good looks. Great performance.

Blue Star's star rated range of Window ACs brings together the benefits of superior cooling, energy-saving performance and aesthetic looks, all in one unit.

Available in 5 star, 3 star and 2 star ratings, these ACs offer you nothing but the best. With multi fan speed to choose from, an auto-restart with memory function, a filter check LED on the front panel and cordless LCD remote; the ACs are specially designed keeping all your needs in mind.

Features

-  Multi-Fan Speed
-  Cleanable Panel
-  Dry Mode
-  Auto Restart with Memory Backup
-  Anti-Corrosive Blue Fin Condenser
-  On/Off Timer
-  Sleep Mode
-  Auto Mode*
-  Filter Check LED*
-  Hydrophilic Blue Fins Evaporator
-  Self-Diagnosis
-  Anti-Freeze Thermostat
-  High Efficiency Rotary Compressor
-  Powder-Coated Outer Body
-  Elegant Remote Control

After 250 hours of operation, when the filter needs cleaning, the LED illuminates to remind you of it.

Filters



2 Star 1 TR/1.5 TR/2 TR
3 Star 1 TR/1.5 TR 5 Star 1 TR/1.5 TR



2 Star 1 TR/1.5 TR

*Auto Mode not available In 2 Star 1.5 TR/ 3 Star 1.5 TR

*Filter check LED available in 2 Star 1 TR & 1.5 TR

Available in 3 star and 2 star rating, it offers you all the features you would need in your AC. With a multi fan speed operation, an auto restart with memory function and dust filter, this AC is ideal for small and compact spaces.

Features



Multi Fan Speed



Auto Restart with Memory Backup



Dry Mode



Anti-Freeze Thermostat



Sleep Mode



Hydrophilic Blue Fins Evaporator



On/Off Timer



Auto Mode



Elegant Remote Control



Anti-Corrosive Blue Fin Copper Condenser


Filters



Dust Filter



2 Star 0.75 TR
3 Star 1 TR/1.5 TR



Technical Specifications

R410A MULTI INVERTER ODU

Model No.		HN4HPAFO
Performance Parameters	Nominal Capacity	4.5 HP
	(Rated) Voltage / Frequency / Phase	230 V / 50Hz / Single
	Cooling Capacity (Watt)	12650
	Heating Capacity (Watt)	13000
	Capacity Adjustment Range (%)	20% ~ 120%
	Cooling Power Input (Watt)	3590
	Heating Power Input (Watt)	3545
	EER (W / W) Cooling	3.23
	EER (W / W) Heating	3.67
	Running Current (Cooling In Amps)	21
	Running Current (Heating In Amps)	20.3
	Airflow Volume (CFM)	3236
Features	Condensor Fins	Anti Corrosive Blue Fins
	Expansion Device In ODU	Electronic Expansion Valve
Dimensions, Weight & Input Power Supply	Input Power Supply	Outdoor Unit
	ODU Dimension (W x H x D) mm	1015 x 1103 x 440
	Noise Level Outdoor In dbA	54
	Net Weight ODU	102 Kg
Compressor	Compressor Type	Inverter Rotary
	Compressor Warranty	1 Year
	Crankcase Heater On Compressor	Yes
	Acoustic Jacket On Compressor	Yes
Refrigerant & Ambient Operations	Refrigerant	R410A
	Ambient Temp (Cooling)°C	10°C ~ 48°C
	Ambient Temp (Heating)°C	-15°C ~ 24°C
	Defrosting Method	Automatic Defrosting
Valve Size & Piping Capability	Suction Valve Size Inch (mm) ~ E (Do Not Use)	3/8" (9.52 mm)
	Liquid Valve Size Inch (mm) ~ E (Do Not Use)	1/4" (6.35 mm)
	Suction Valve Size Inch (mm) ~ D (Use Pipe Reducer 3/8" -> 1/2 ")	3/8" (9.52 mm)
	Liquid Valve Size Inch (mm) ~ D	1/4" (6.35 mm)
	Suction Valve Size Inch (mm) ~ C	1/2" (12.7 mm)
	Liquid Valve Size Inch (mm) ~ C	1/4" (6.35 mm)
	Suction Valve Size Inch (mm) ~ B	1/2" (12.7 mm)
	Liquid Valve Size Inch (mm) ~ B	1/4" (6.35 mm)
	Suction Valve Size Inch (mm) ~ A (Do Not Use)	5/8" (15.87 mm)
	Liquid Valve Size Inch (mm) ~ A (Do Not Use)	3/8" (9.52 mm)
	Max Piping Capability Total (m) Per IDU	25
	Max Piping Capability Vertical (m) Per IDU	15
	Refrigerant Additional Charge (Beyond 50 m Total For 3 IDUs) (g/m)	22
	Installation Kit	Not Provided

R410A MULTI INVERTER IDU

Model No.		HNHW18BAFI
Performance Parameters	Nominal Capacity (TR)	1.5
	(Rated) Voltage / Frequency / Phase	230 V / 50Hz / Single
	Cooling Capacity (Watt)	5300
	Heating Capacity (Watt)	5800
	Moisture Removal (Litres/Hour)	1.8
	Airflow Volume (Wet CFM) (High / Medium / Low)	400 / 353 / 324
	Noise Level Indoor (High/ Medium/ Low) In db	38/ 35 / 32
Features	Modes	(Auto / Cool / Heat / Fan / Dry)
	Turbo Cooling	Yes
	Sleep Mode	Yes
	Timer On / Off	Yes
	Horizontal Louvre / Vertical Swing	Motorized
	Vertical Louvre / Horizontal Swing	Manual
	Airflow Direction Control	Yes
	Auto Restart With Memory Function	Yes
	Fan Modes	(Auto/High/Medium/Low)
	I Feel	Yes
	Blow	Yes
	Anti Freeze Thermostat	Yes
	Self Diagnosis	Yes
	LED Display In IDU	Yes
	Filter Configuration	Catechin / Silver Ion / Anti Bacterial / Anti - Acarine / Active Carbon / Vitamin C / Dust Filter
	Special Health Filter	Cold Plasma
	Evaporator Fins	Hydrophilic Blue Fins
Dimensions & Weight	IDU Dimension (W x H x D) mm	998 x 340 x 178
	Net Weight IDU	15 Kg
Remote	Remote	LCD With Back Lit
	Night Glow Function On Remote Buttons	No

R410A INVERTER-C HEAT PUMP

Model No		HNHW09CAF	HNHW12CCF	HNHW18CBF	HNHW24CBF
Performance	Nominal Capacity (TR)	0.75	1.0	1.5	2.0
Parameters	(Rated) Voltage / Frequency / Phase	230 V / 50hz / Single	230 V / 50hz / Single	230 V / 50hz / Single	230 V / 50hz / Single
	Cooling Capacity(Min~Max) (Watt)	2650 (450 ~ 3230)	3530 (600 ~ 3960)	5300 (900 ~ 6200)	6450 (1500 ~ 7000)
	Heating Capacity (Min ~ Max) (Watt)	3520 (450 ~ 4100)	4100 (600 ~ 5130)	5700 (950 ~ 6800)	7000 (1200 ~ 7800)
	Cooling Power Input (Min ~ Max) (Watt)	800 (200 ~ 1350)	1100 (220 ~ 1450)	1600 (330 ~ 2200)	1985 (350 ~ 2500)
	Heating Power Input (Min~Max) (Watt)	950 (200 ~ 1450)	1135 (220 ~ 1550)	1578 (320 ~ 2200)	1930 (350 ~ 2700)
	EER (W / W) Cooling	3.31	3.21	3.31	3.25
	EER (W / W) Heating	3.71	3.61	3.61	3.63
	Running Current (Cooling In Amps)	3.66 (0.9 ~ 6.2)	5.0 (1.0 ~ 6.6)	7.3 (1.5 ~ 10.1)	9.1 (1.6 ~ 11.2)
	Running Current (Heating In Amps)	4.34 (0.9 ~ 6.7)	5.1 (1.0 ~ 7.1)	7.2 (1.5 ~ 10.1)	8.8 (1.6 ~ 12.4)
	Moisture Removal (Litres/Hour)	0.8	1.2	1.8	2
	Airflow Volume (Wet CFM) (High / Medium / Low)	306 / 218 / 165	329 / 241 / 176	400 / 330 / 270	470 / 400 / 330
	Noise Level Indoor (High/ Medium/ Low) In db(A)	37 / 31 / 25	37 / 31 / 25	40 / 37 / 32	42 / 37 / 32
	Features	Modes	(Auto/Cool/Heat/Fan /Dry)		
Turbo Cooling		Yes	Yes	Yes	Yes
Sleep Mode		Yes	Yes	Yes	Yes
Timer On / Off		Yes	Yes	Yes	Yes
Horizontal Louvre / Vertical Swing		Motorized	Motorized	Motorized	Motorized
Vertical Louvre / Horizontal Swing		Manual	Manual	Manual	Manual
Airflow Direction Control		Yes	Yes	Yes	Yes
Auto Restart With Memory Function		Yes	Yes	Yes	Yes
Fan Modes		(Auto/High/Medium/Low)			
I Feel		Yes	Yes	Yes	Yes
Blow		Yes	Yes	Yes	Yes
Anti Freeze Thermostat		Yes	Yes	Yes	Yes
Self Diagnosis		Yes	Yes	Yes	Yes
LED Display In IDU		Yes	Yes	Yes	Yes
Filter Configuration		Catechin / Silver Ion / Anti Bacterial / Anti - Acarine / Active Carbon / Vitamin C / Dust Filter			
Special Health Filter		Cold Plasma	Cold Plasma	Cold Plasma	Cold Plasma
Evaporator Fins		Hydrophilic Blue Fins	Hydrophilic Blue Fins	Hydrophilic Blue Fins	Hydrophilic Blue Fins
Condensor Fins		Anti Corrosive Blue Fins	Anti Corrosive Blue Fins	Anti Corrosive Blue Fins	Anti Corrosive Blue Fins
Expansion Device In ODU		Capillary	Capillary	Capillary	Capillary
Dimensions, Weight & Input Power Supply		IDU Dimension (W x H x D) mm	770 x 283 x 201	770 x 283 x 201	865 x 305 x 215
	Input Power Supply	Indoor Unit	Indoor Unit	Indoor Unit	Indoor Unit
	Net Weight IDU	8 Kg	9 Kg	12 Kg	15 Kg
	ODU Dimension (W x H x D) mm	710 x 550 x 318	710 x 550 x 318	899 x 596 x 378	955 x 700 x 396
	Noise Level Outdoor In db(A)	51	53	54	54
	Net Weight ODU	28 Kg	30 Kg	38 Kg	52 Kg
Compressor	Compressor Type	Inverter Rotary	Inverter Rotary	Inverter Rotary	Inverter Rotary
	Compressor Warranty	5 Year	5 Year	5 Year	5 Year
	Acoustic Jacket On Compressor	Yes	Yes	Yes	Yes
Refrigerant & Ambient Operations	Refrigerant	R410A	R410A	R410A	R410A
	Ambient Temp (Cooling)°C	16°C~48°C	16°C~48°C	10°C~48°C	10°C~48°C
	Ambient Temp (Heating)°C	-15°C~24°C	-15°C~24°C	-15°C~24°C	-15°C~24°C
	Defrosting Method	Automatic Defrosting	Automatic Defrosting	Automatic Defrosting	Automatic Defrosting
Remote	Remote	LCD With Back Lit	LCD With Back Lit	LCD With Back Lit	LCD With Back Lit
	Night Glow Function On				
	Remote Buttons	No	No	No	No
Tube Size & Piping Capability	Suction Tube Size Outer Diameter Inch (mm)	3/8" (9.52 mm)	3/8" (9.52 mm)	1/2" (12 mm)	1/2" (12 mm)
	Liquid Tube Size Outer Diameter Inch (mm)	1/4" (6.35 mm)	1/4" (6 mm)	1/4" (6 mm)	1/4" (6 mm)
	Max Piping Capability Total (m)	10	15	20	20
	Max Piping Capability Vertical (m)	7	10	10	10
	Refrigerant Additional Charge Beyond 4m (g/m)	20	20	20	20

R410A INVERTER-C COOL ONLY

Model No		CNHW09CAF	CNHW12CAF	CNHW18CAF	CNHW24CAF
Performance Parameters	Nominal Capacity (TR)	0.75	1.0	1.5	2.0
	(Rated) Voltage / Frequency / Phase	230V / 50Hz / Single	230V / 50Hz / Single	230V / 50Hz / Single	230V / 50Hz / Single
	Cooling Capacity(Min~Max) (Watt)	2650 (450 ~ 3230)	3530 (600 ~ 3960)	5300 (800 ~ 6500)	6450 (1500 ~ 7000)
	Cooling Power Input (Min~Max) (Watt)	800 (200 ~ 1350)	1100 (220 ~ 1450)	1600 (330 ~ 2200)	1985 (350 ~ 2500)
	EER (W / W) Cooling	3.31	3.21	3.31	3.25
	Running Current (Cooling In Amps)	3.95 (1.2 ~ 6.2)	4.9 (1.3 ~ 6.2)	7.1 (1.9 ~ 10.5)	9.0 (1.8 ~ 10.1)
	Moisture Removal (Litres/Hour)	0.8	1.40	1.8	2.0
	Airflow Volume (Wet CFM) (High / Medium / Low)	306 / 218 / 165	329 / 241 / 176	400 / 329 / 270	470 / 382 / 323
	Noise Level Indoor (High/ Medium/ Low) In db(A)	38 / 30 / 24	39 / 31 / 25	40 / 37 / 32	42 / 37 / 32
	Features	Modes	(Auto/ Cool / Fan / Dry)	(Auto/ Cool / Fan / Dry)	(Auto/ Cool / Fan / Dry)
Turbo Cooling		Yes	Yes	Yes	Yes
Sleep Mode		Yes	Yes	Yes	Yes
Timer On / Off		Yes	Yes	Yes	Yes
Horizontal Louvre / Vertical Swing		Motorized	Motorized	Motorized	Motorized
Vertical Louvre / Horizontal Swing		Manual	Manual	Manual	Manual
Airflow Direction Control		Yes	Yes	Yes	Yes
Auto Restart With Memory Function		Yes	Yes	Yes	Yes
Fan Modes		(Auto/High/Medium/Low)	(Auto/High/Medium/Low)	(Auto/High/Medium/Low)	(Auto/High/Medium/Low)
I Feel		Yes	Yes	Yes	Yes
Blow		Yes	Yes	Yes	Yes
Anti Freeze Thermostat		Yes	Yes	Yes	Yes
Self Diagnosis		Yes	Yes	Yes	Yes
LED Display In IDU		Yes	Yes	Yes	Yes
Filter Configuration		Catechin / Silver Ion / Anti Bacterial / Anti - Acarine / Active Carbon / Vitamin C / Dust Filter			
Special Health Filter		Cold Plasma	Cold Plasma	Cold Plasma	Cold Plasma
Evaporator Fins		Hydrophilic Blue Fins	Hydrophilic Blue Fins	Hydrophilic Blue Fins	Hydrophilic Blue Fins
Condensor Fins		Anti Corrosive Blue Fins	Anti Corrosive Blue Fins	Anti Corrosive Blue Fins	Anti Corrosive Blue Fins
Expansion Device In ODU		Capillary	Capillary	Capillary	Capillary
Dimensions, Weight & Input Power Supply		IDU Dimension (W x H x D) mm	770 x 283 x 201	770 x 283 x 201	865 x 305 x 215
	Input Power Supply	Indoor Unit	Indoor Unit	Indoor Unit	Indoor Unit
	Net Weight IDU	8 Kg	9 Kg	12 Kg	15 Kg
	ODU Dimension (W x H x D) mm	710 x 550 x 318	710 x 550 x 318	899 x 596 x 378	955 x 700 x 396
	Noise Level Outdoor In db(A)	51	53	54	54
	Net Weight ODU	27 Kg	29 Kg	37 Kg	51 Kg
Compressor	Compressor Type	Inverter Rotary	Inverter Rotary	Inverter Rotary	Inverter Rotary
	Compressor Warranty	5 Year	5 Year	5 Year	5 Year
	Acoustic Jacket On Compressor	Yes	Yes	Yes	Yes
Refrigerant & Ambient Operations	Refrigerant	R410A	R410A	R410A	R410A
	Ambient Temp (Cooling)°C	48°C	48°C	48°C	48°C
Remote	Remote	LCD With Back Lit	LCD With Back Lit	LCD With Back Lit	LCD With Back Lit
	Night Glow Function				
	On Remote Buttons	No	No	No	No
Tube Size & Piping Capability	Suction Tube Size Outer Diameter Inch (mm)	3/8" (9.52 mm)	3/8" (9.52 mm)	1/2" (12 mm)	1/2" (12 mm)
	Liquid Tube Size Outer Diameter Inch (mm)	1/4" (6 mm)	1/4" (6 mm)	1/4" (6 mm)	1/4" (6 mm)
	Max Piping Capability Total (m)	10	15	25	25
	Max Piping Capability Vertical (m)	7	10	10	10
	Refrigerant Additional Charge Beyond 4m (g/m)	15	15	15	15

R410A 5 STAR - S

Model No		5HW12SAF	5HW18SAF
Performance Parameters	Nominal Capacity (TR)	1.0	1.5
	Voltage / Frequency / Phase	230 V / 50Hz / Single	230 V / 50Hz / Single
	Cooling Capacity (Watt)	3470	5110
	Power Input (Watt)	990	1450
	EER (W / W)	3.51	3.52
	Star Rating - Bee Table 2.3	5 Star	5 Star
	Running Current (Amps)	4.4	6.3
	Moisture Removal (Litres/Hour)	1.4	1.8
	Airflow Volume (Wet CFM) (High / Medium / Low)	342 / 300 / 277	460 / 384 / 325
	Noise Level Indoor (High/ Medium/ Low) In db(A)	43 / 39 / 35	46 / 42 / 38
Features	Modes	(Auto/Cool/Fan/Dry), No Heat	(Auto/Cool/Fan/Dry), No Heat
	Turbo Cooling	Yes	Yes
	Sleep Mode	Yes	Yes
	Timer On / Off	Yes	Yes
	Horizontal Louvre / Vertical Swing	Motorized	Motorized
	Vertical Louvre / Horizontal Swing	Manual	Manual
	Airflow Direction Control	Yes	Yes
	Auto Restart With Memory Function	Yes	Yes
	Fan Modes	(Auto/High/Medium/Low)	(Auto/High/Medium/Low)
	I Feel	Yes	Yes
	Blow	Yes	Yes
	Anti Freeze Thermostat	Yes	Yes
	Self Diagnosis	Yes	Yes
	LED Display In IDU	Yes	Yes
	Filter Configuration	Catechin / Silver Ion / Anti Bacterial / Anti - Acarine / Active Carbon / Vitamin C / Dust Filter	
	Evaporator Fins	Hydrophilic Blue Fins	Hydrophilic Blue Fins
	Condensor Fins	Louvered Fins	Louvered Fins
Dimensions, Weight & Input Power Supply	IDU Dimension (W x H x D) mm	845 x 275 x 180	940 x 298 x 200
	Input Power Supply	Indoor Unit	Indoor Unit
	Net Weight IDU	10 Kg	14 Kg
	ODU Dimension (W x H x D) mm	858 x 536 x 327	968 x 689 x 367
	Noise Level Outdoor - In db(A)	56	58
	Net Weight ODU	30 Kg	41 Kg
Compressor	Compressor Type	Rotary	Rotary
	Compressor Warranty	5 Year	5 Year
Refrigerant & Ambient Operations	Refrigerant	R410a	R410a
	Max Ambient Temp°C	46°C	46°C
Remote	Remote	Large LCD With Back Lit	Large LCD With Back Lit
	Night Glow Function On Remote Buttons	Yes	Yes
Tube Size & Piping Capability	Suction Tube Size Outer Diameter Inch (mm)	1/2" (12.7mm)	1/2" (12.7mm)
	Liquid Tube Size Outer Diameter Inch (mm)	1/4" (6.35mm)	1/4" (6.35mm)
	Max Piping Capability Total (m)	20	20
	Max Piping Capability Vertical (m)	10	10
	Refrigerant Additional Charge Beyond 3.66m (g/m)	15	15

5 STAR - ZW ZG ZR

Model No	5HW12ZCW / 5HW12ZCG / 5HW12ZCR	5HW12ZDW / 5HW12ZDG / 5HW12ZDR	5HW18ZCW / 5HW18ZCG / 5HW18ZCR	
Performance Parameters	Nominal Capacity (TR)	1.0	1.0	1.5
	Voltage / Frequency / Phase	230 V / 50Hz / Single	230 V / 50Hz / Single	230 V / 50Hz / Single
	Cooling Capacity (Watt)	3525	3525	5260
	Power Input (Watt)	1005	1005	1500
	EER (W / W)	3.51	3.51	3.51
	Star Rating - Bee Table 2.3	5 Star	5 Star	5 Star
	Running Current (Amps)	4.6	4.4	6.9
	Moisture Removal (Litres/Hour)	1.4	1.4	1.8
	Airflow Volume (Wet CFM) (High / Medium / Low)	342 / 300 / 277	342 / 300 / 277	460 / 384 / 325
	Noise Level Indoor (High / Med / Low) In db(A)	43 / 39 / 35	43 / 39 / 35	46 / 42 / 38
Features	Modes	(Auto/Cool/Fan/Dry), No Heat		
	Turbo Cooling	Yes	Yes	Yes
	Sleep Mode	Yes	Yes	Yes
	Timer On / Off	Yes	Yes	Yes
	Horizontal Louvre / Vertical Swing	Motorized	Motorized	Motorized
	Vertical Louvre / Horizontal Swing	Manual	Manual	Manual
	Airflow Direction Control	Yes	Yes	Yes
	Auto Restart With Memory Function	Yes	Yes	Yes
	Fan Modes	(Auto/High/Medium/Low)	(Auto/High/Medium/Low)	(Auto/High/Medium/Low)
	I Feel	Yes	Yes	Yes
	Blow	Yes	Yes	Yes
	Anti Freeze Thermostat	Yes	Yes	Yes
	Self Diagnosis	Yes	Yes	Yes
	LED Display In IDU	Yes	Yes	Yes
	Filter Configuration	Catechin / Silver Ion / Anti Bacterial / Anti - Acarine / Active Carbon / Vitamin C / Dust Filter		
	Evaporator Fins	Hydrophilic Blue Fins	Hydrophilic Blue Fins	Hydrophilic Blue Fins
Condensor Fins	Louvred Fins	Louvred Fins	Louvred Fins	
Dimensions, Weight & Input Power Supply	IDU Dimension (W x H x D) mm	845 x 275 x 180	845 x 275 x 180	940 x 298 x 200
	Input Power Supply	Indoor Unit	Indoor Unit	Indoor Unit
	Net Weight IDU	10 Kg	10 Kg	14 Kg
	ODU Dimension (W x H x D) mm	858 x 536 x 327	899 x 596 x 378	968 x 689 x 367
	Noise Level Outdoor In db(A)	54	54	56
	Net Weight ODU	33 Kg	37.5	41 Kg
Compressor	Compressor Type	Rotary	Rotary	Rotary
	Compressor Warranty	5 Year	5 Year	5 Year
Refrigerant & Ambient Operations	Refrigerant	R 22	R 22	R 22
	Max Ambient Temp °C	46°C	46°C	46°C
Remote	Remote	Large LCD With Back Lit	Large LCD With Back Lit	Large LCD With Back Lit
	Night Glow Function On Remote Buttons	Yes	Yes	Yes
Tube Size & Piping Capability	Suction Tube Size Outer Diameter Inch (mm)	1/2" (12.7mm)	1/2" (12 Mm)	1/2" (12.7mm)
	Liquid Tube Size Outer Diameter Inch (mm)	1/4" (6.35mm)	1/4" (6 Mm)	1/4" (6.35mm)
	Max Piping Capability Total (m)	20	20	20
	Max Piping Capability Vertical (m)	10	10	10
	Refrigerant Additional Charge Beyond 3.66m (g/m)	15	15	15

5 STAR - S COPPER CONDENSER

Model No		5HW12SC	5HW18SB
Performance Parameters	Nominal Capacity (TR)	1.0	1.5
	Voltage / Frequency / Phase	230 V / 50Hz / Single	230 V / 50Hz / Single
	Cooling Capacity (Watt)	3655	5050
	Power Input (Watt)	1040	1440
	EER (W / W)	3.51	3.51
	Star Rating - Bee Table 2.3	5 Star	5 Star
	Running Current (Amps)	4.6	6.3
	Moisture Removal (Litres/hour)	1.8	1.8
	Airflow Volume (Wet CFM) (High / Medium / Low)	460 / 384 / 325	460 / 384 / 325
	Noise Level Indoor (High / Med / Low) In db(A)	46 / 42 / 38	46 / 42 / 38
Features	Modes	(Auto/Cool/Fan/Dry), No Heat	(Auto/Cool/Fan/Dry), No Heat
	Turbo Cooling	Yes	Yes
	Sleep Mode	Yes	Yes
	Timer On / Off	Yes	Yes
	Horizontal Louvre / Vertical Swing	Motorized	Motorized
	Vertical Louvre / Horizontal Swing	Manual	Manual
	Airflow Direction Control	Yes	Yes
	Auto Restart With Memory Function	Yes	Yes
	Fan Modes	(Auto/High/Medium/Low)	(Auto/High/Medium/Low)
	I Feel	Yes	Yes
	Blow	Yes	Yes
	Anti Freeze Thermostat	Yes	Yes
	Self Diagnosis	Yes	Yes
	LED Display In IDU	Yes	Yes
	Filter Configuration	Catechin / Silver Ion / Anti Bacterial / Anti-Acarien / Active Carbon / Vitamin C / Dust Filter	
	Evaporator Fins	Hydrophilic Blue Fins	Hydrophilic Blue Fins
Condensor Fins	Anti Corrosive Blue Fins	Anti Corrosive Blue Fins	
Dimensions, Weight & Input Power Supply	IDU Dimension (W x H x D) mm	940 x 298 x 200	940 x 298 x 200
	Input Power Supply	Indoor Unit	Indoor Unit
	Net Weight IDU	14 Kg	14 Kg
	ODU Dimension (W x H x D) mm	858 x 536 x 327	968 x 689 x 367
	Noise Level Outdoor In db(A)	54	56
	Net Weight ODU	34 Kg	46 Kg
Compressor	Compressor Type	Rotary	Rotary
	Compressor Warranty	5 Year	5 Year
Refrigerant & Ambient Operations	Refrigerant	R 22	R 22
	Max Ambient Temp °C	46°C	46°C
Remote	Remote	Large LCD With Back Lit	Large LCD With Back Lit
	Night Glow Function On Remote Buttons	Yes	Yes
Tube Size & Piping Capability	Suction Tube Size Outer Diameter Inch (mm)	1/2" (12.7mm)	5/8" (15.88mm)
	Liquid Tube Size Outer Diameter Inch (mm)	1/4" (6.35mm)	3/8" (9.52mm)
	Max Piping Capability Total (m)	20	20
	Max Piping Capability Vertical (m)	10	10
	Refrigerant Additional Charge Beyond 3.66m (g/m)	15	15

5 STAR - S

Model No		5HW09SA	5HW12SA	5HW12SB	5HW18SA	
Performance	Nominal Capacity (TR)	0.75	1.0	1.0	1.5	
Parameters	Voltage / Frequency / Phase	230 V / 50Hz / Single	230 V / 50Hz / Single	230 V / 50Hz / Single	230 V / 50Hz / Single	
	Cooling Capacity (Watt)	2600	3525	3525	5260	
	Power Input (Watt)	740	1005	1005	1500	
	EER (W / W)	3.51	3.51	3.51	3.51	
	Star Rating - Bee Table 2.3	5 Star	5 Star	5 Star	5 Star	
	Running Current (Amps)	3.2	4.6	4.4	6.4	
	Moisture Removal (Litres/Hour)	0.8	1.4	1.4	1.8	
	Airflow Volume (Wet CFM) (High / Medium / Low)	289 / 254 / 230	342 / 300 / 277	342 / 300 / 277	460 / 384 / 325	
	Noise Level Indoor (High / Med / Low) In db(A)	41 / 36 / 31	43 / 39 / 35	43 / 39 / 35	46 / 42 / 38	
	Features	Modes	(Auto/Cool/Fan/Dry), No Heat	(Auto/Cool/Fan/Dry), No Heat	(Auto/Cool/Fan/Dry), No Heat	(Auto/Cool/Fan/Dry), No Heat
		Turbo Cooling	Yes	Yes	Yes	Yes
Sleep Mode		Yes	Yes	Yes	Yes	
Timer On / Off		Yes	Yes	Yes	Yes	
Horizontal Louvre / Vertical Swing		Motorized	Motorized	Motorized	Motorized	
Vertical Louvre / Horizontal Swing		Manual	Manual	Manual	Manual	
Airflow Direction Control		Yes	Yes	Yes	Yes	
Auto Restart With Memory Function		Yes	Yes	Yes	Yes	
Fan Modes		(Auto/High/Medium/Low)	(Auto/High/Medium/Low)	(Auto/High/Medium/Low)	(Auto/High/Medium/Low)	
I Feel		Yes	Yes	Yes	Yes	
Blow		Yes	Yes	Yes	Yes	
Anti Freeze Thermostat		Yes	Yes	Yes	Yes	
Self Diagnosis		Yes	Yes	Yes	Yes	
LED Display In IDU		Yes	Yes	Yes	Yes	
Filter Configuration		Catechin / Silver Ion / Anti Bacterial / Anti - Acarine / Active Carbon / Vitamin C / Dust Filter				
Evaporator Fins		Hydrophilic Blue Fins	Hydrophilic Blue Fins	Hydrophilic Blue Fins	Hydrophilic Blue Fins	
Condenser Fins		Louvred Fins	Louvred Fins	Louvred Fins	Louvred Fins	
Dimensions, Weight & Input Power Supply	IDU Dimension (W x H x D) mm	790 x 265 x 170	845 x 275 x 180	845 x 275 x 180	940 x 298 x 200	
	Input Power Supply	Indoor Unit	Indoor Unit	Indoor Unit	Indoor Unit	
	Net Weight IDU	9 Kg	10 Kg	10 Kg	14 Kg	
	ODU Dimension (W x H x D) mm	848 x 540 x 320	858 x 536 x 327	899 x 596 x 378	968 x 689 x 367	
	Noise Level Outdoor In db(A)	56	54	54	56	
	Net Weight ODU	29 Kg	33 Kg	37.5 Kg	41 Kg	
Compressor	Compressor Type	Rotary	Rotary	Rotary	Rotary	
	Compressor Warranty	5 Year	5 Year	5 Year	5 Year	
Refrigerant & Ambient Operations	Refrigerant	R 22	R 22	R 22	R 22	
	Max Ambient Temp °C	46°C	46°C	46°C	46°C	
Remote	Remote	Large LCD With Back Lit	Large LCD With Back Lit	Large LCD With Back Lit	Large LCD With Back Lit	
	Night Glow Function					
	On Remote Buttons	Yes	Yes	Yes	Yes	
Tube Size & Piping Capability	Suction Tube Size Outer Diameter Inch (mm)	3/8" (9.52 mm)	1/2" (12.7mm)	1/2" (12 mm)	1/2" (12.7mm)	
	Liquid Tube Size Outer Diameter Inch (mm)	1/4" (6 mm)	1/4" (6.35mm)	1/4" (6 mm)	1/4" (6.35mm)	
	Max Piping Capability Total (m)	12	20	20	20	
	Max Piping Capability Vertical (m)	7	10	10	10	
	Refrigerant Additional Charge Beyond 3.66m (g/m)	15	15	15	15	

5 STAR - M

Model No		5HW24MA
Performance Parameters	Nominal Capacity (TR)	2.0
	Voltage / Frequency / Phase	230 V / 50Hz / Single
	Cooling Capacity (Watt)	6400
	Power Input (Watt)	1820
	EER (W / W)	3.52
	Star Rating - Bee Table 2.3	5 Star
	Running Current (Amps)	7.8
	Moisture Removal (Litres/Hour)	3.5
	Airflow Volume (Wet CFM) (High / Medium / Low)	754 / 668 / 582
	Noise Level Indoor (High / Med / Low) In db(A)	49 / 46 / 42
Features	Modes	(Auto/Cool/Fan/Dry), No Heat
	Turbo Cooling	No
	Sleep Mode (Economy Mode)	Yes
	Timer On / Off	Yes
	Horizontal Louvre / Vertical Swing	Motorized
	Vertical Louvre / Horizontal Swing	Manual
	Airflow Direction Control	Yes
	Auto Restart With Memory Function	Yes
	Fan Modes	(Auto/High/Medium/Low)
	I Feel	No
	Blow	No
	Anti Freeze Thermostat	Yes
	Self Diagnosis	Yes
	LED Display In IDU	Yes
	Filter Configuration	Active Carbon / Dust Filter
	Evaporator Fins	Hydrophilic Blue Fins
Condensor Fins	Louvred Fins	
Dimensions, Weight & Input Power Supply	IDU Dimension (W x H x D) mm	1250 x 325 x 230
	Input Power Supply	Outdoor Unit
	Net Weight IDU	18 Kg
	ODU Dimension (W x H x D) mm	968 x 689 x 367
	Noise Level Outdoor In db(A)	58
	Net Weight ODU	45 Kg
Compressor	Compressor Type	Rotary
	Compressor Warranty	5 Year
Refrigerant & Ambient Operations	Refrigerant	R 22
	Max Ambient Temp °C	46°C
Remote	Remote	Large LCD With Back Lit
	Night Glow Function On Remote Buttons	No
Tube Size & Piping Capability	Suction Tube Size Outer Diameter Inch (mm)	5/8" (15.88mm)
	Liquid Tube Size Outer Diameter Inch (mm)	3/8" (9.52mm)
	Max Piping Capability Total (m)	20
	Max Piping Capability Vertical (m)	10
	Refrigerant Additional Charge Beyond 3.66m (g/m)	15

R410A 3 STAR - H

Model No		3HW12HAF	3HW18HAF	3HW24HAF
Performance Parameters	Nominal Capacity (TR)	1.0	1.5	2.0
	Voltage / Frequency / Phase	230 V / 50Hz / Single	230 V / 50Hz / Single	230 V / 50Hz / Single
	Cooling Capacity (Watt)	3550	4950	5950
	Power Input (Watt)	1115	1530	1910
	EER (W / W)	3.18	3.24	3.12
	Star Rating - Bee Table 2.3	3 Star	3 Star	3 Star
	Running Current (Amps)	4.9	6.6	8.5
	Moisture Removal (Litres/hour)	1.3	1.8	2.65
	Airflow Volume (Wet CFM) (High / Medium / Low)	408 / 363 / 311	526 / 480 / 430	634 / 529 / 426
	Noise Level Indoor (High / Medium / Low) In db(A)	42 / 38 / 36	51 / 49 / 47	48 / 47 / 46
Features	Modes	(Auto/Cool/Fan/Dry), No Heat		
	Turbo Cooling	Yes	Yes	Yes
	Sleep Mode	Yes	Yes	Yes
	Timer On / Off	Yes	Yes	Yes
	Horizontal Louvre / Vertical Swing	Motorized	Motorized	Motorized
	Vertical Louvre / Horizontal Swing	Manual	Manual	Manual
	Airflow Direction Control	Yes	Yes	Yes
	Auto Restart With Memory Function	Yes	Yes	Yes
	Fan Modes	(Auto/High/Medium/Low)		
	I Feel	No	No	No
	Blow	Yes	Yes	Yes
	Anti Freeze Thermostat	Yes	Yes	Yes
	Self Diagnosis	Yes	Yes	Yes
	LED Display In IDU	Yes	Yes	Yes
	Filter Configuration	Active Carbon / Silver Ion / Dust Filter		
	Evaporator Fins	Hydrophilic Blue Fins	Hydrophilic Blue Fins	Hydrophilic Blue Fins
	Condensor Fins	Louvered Fins	Louvered Fins	Louvered Fins
Remote	Remote	LCD With Backlit	LCD With Backlit	LCD With Backlit
	Night Glow Function On Remote Buttons	Yes	Yes	Yes
Dimensions, Weight & Input Power Supply	IDU Dimension (W x H x D) mm	880 x 286 x 203	940 x 300 x 220	1080 x 300 x 220
	Input Power Supply	Indoor Unit	Indoor Unit	Indoor Unit
	Net Weight IDU	8.8 Kg	12 Kg	14 Kg
	ODU Dimension (W x H x D) mm	780 x 545 x 240	858 x 536 x 327	968 x 689 x 367
	Noise Level Outdoor In db(A)	56	56	58
	Net Weight ODU	32 Kg	36 Kg	44 Kg
Compressor	Compressor Type	Rotary	Rotary	Rotary
	Compressor Warranty	5 Year	5 Year	5 Year
Refrigerant & Ambient Operations	Refrigerant	R410A	R410A	R410A
	Max Ambient Temp °C	46°C	46°C	46°C
Tube Size & Piping Capability	Suction Tube Size Outer Diameter Inch (mm)	1/2" (12.7mm)	1/2" (12.7mm)	5/8" (15.88mm)
	Liquid Tube Size Outer Diameter Inch (mm)	1/4" (6.35mm)	1/4" (6.35mm)	3/8" (9.52mm)
	Max Piping Capability Total (m)	10	12	12
	Max Piping Capability Vertical (m)	5	7	7
	Refrigerant Additional Charge Beyond 3.66m (g/m)	15	15	15

3 STAR - V COPPER CONDENSER

Model No		3HW09VC	3HW12VC	3HW12VD	3HW18VC	3HW18VD	3HW24VC
Performance Parameters	Nominal Capacity (TR)	0.75	1.0	1.0	1.5	1.5	2.0
	Voltage / Frequency / Phase	230V/50Hz/Single	230V/50Hz/Single	230V/50Hz/Single	230V/50Hz/Single	230V/50Hz/Single	230V/50Hz/Single
	Cooling Capacity (Watt)	2500	3475	3430	4955	4955	6050
	Power Input (Watt)	800	1110	1095	1595	1595	1910
	EER (W / W)	3.13	3.13	3.13	3.11	3.11	3.17
	Star Rating - Bee Table 2.3	3 Star	3 Star	3 Star	3 Star	3 Star	3 Star
	Running Current (Amps)	3.6	4.8	4.8	7.1	7.1	9.3
	Moisture Removal (Litres/Hour)	1.4	1.4	1.4	1.8	1.8	2.0
	Airflow Volume (Wet CFM) (High / Medium / Low)	280 / 250 / 215	307 / 249 / 191	307 / 249 / 191	442 / 368 / 312	442 / 368 / 312	550 / 467 / 412
	Noise Level Indoor (High/ Medium/ Low) In db(A)	36 / 32 / 28	39 / 36 / 33	39 / 36 / 33	42 / 38 / 36	42 / 38 / 36	47 / 44 / 41
	Features	Modes	(Auto/Cool/Fan/Dry), No Heat				
Turbo Cooling		Yes	Yes	Yes	Yes	Yes	Yes
Sleep Mode		Yes	Yes	Yes	Yes	Yes	Yes
Timer On / Off		Yes	Yes	Yes	Yes	Yes	Yes
Horizontal Louvre / Vertical Swing		Motorized	Motorized	Motorized	Motorized	Motorized	Motorized
Vertical Louvre / Horizontal Swing		Manual	Manual	Manual	Manual	Manual	Manual
Airflow Direction Control		Yes	Yes	Yes	Yes	Yes	Yes
Auto Restart With Memory Function		Yes	Yes	Yes	Yes	Yes	Yes
Fan Modes		(Auto/High/Medium/Low)					
I Feel		Yes	Yes	Yes	Yes	Yes	Yes
Blow		Yes	Yes	Yes	Yes	Yes	Yes
Anti Freeze Thermostat		Yes	Yes	Yes	Yes	Yes	Yes
Self Diagnosis		Yes	Yes	Yes	Yes	Yes	Yes
LED Display In IDU		Yes	Yes	Yes	Yes	Yes	Yes
Filter Configuration		Catechin / Silver Ion / Anti Bacterial / Active Carbon / Dust Filter					
Evaporator Fins		Hydrophilic Blue Fins					
Condenser Fins		Anti Corrosive Blue Fins					
Dimensions, Weight & Input Power Supply	IDU Dimension (W x H x D) mm	794 x 265 x 182	848 x 274 x 189	848 x 274 x 189	940 x 298 x 200	940 x 298 x 200	1018 x 315 x 223
	Input Power Supply	Indoor Unit	Indoor Unit	Indoor Unit	Indoor Unit	Indoor Unit	Indoor Unit
	Net Weight IDU	8.5 Kg	10 Kg	10 Kg	13 Kg	13 Kg	15.5 Kg
	ODU Dimension (W x H x D) mm	776 x 540 x 320	780 x 545 x 240	848 x 540 x 320	850 x 701 x 320	913 x 680 x 378	968 x 689 x 367
	Noise Level Outdoor In db(A)	48	56	56	56	55	58
	Net Weight ODU	27 Kg	33 Kg	33 Kg	45 Kg	47 Kg	47 Kg
Compressor	Compressor Type	Rotary	Rotary	Rotary	Rotary	Rotary	Rotary
	Compressor Warranty	5 Year	5 Year	5 Year	5 Year	5 Year	5 Year
Refrigerant & Ambient Operations	Refrigerant	R 22	R 22	R 22	R 22	R 22	R 22
	Max Ambient Temp °C	46°C	46°C	46°C	46°C	46°C	46°C
Remote	Remote	Large LCD With Back Lit					
	Night Glow Function On Remote Buttons	Yes	Yes	Yes	Yes	Yes	Yes
Tube Size & Piping Capability	Suction Tube Size Outer Diameter Inch (mm)	3/8" (9.52 mm)	1/2" (12.7mm)	1/2" (12mm)	1/2" (12.7mm)	1/2" (12.7mm)	5/8" (15.88mm)
	Liquid Tube Size Outer Diameter Inch (mm)	1/4" (6 mm)	1/4" (6.35mm)	1/4" (6mm)	1/4" (6.35mm)	1/4" (6.35mm)	3/8" (9.52mm)
	Max Piping Capability Total (m)	10	10	10	12	12	12
	Max Piping Capability Vertical (m)	5	5	5	7	7	7
	Refrigerant Additional Charge beyond 3.66 M (g/m)	15	15	15	15	15	15

3 STAR - J

Model No.		3HW12JB / 3HW12JBG / 3HW12JBR	3HW18JB / 3HW18JBG / 3HW18JBR	3HW24JB	
Performance Parameters	Nominal Capacity (TR)	1.0	1.5	2.0	
	Voltage / Frequency / Phase	230 V / 50Hz / Single	230 V / 50Hz / Single	230 V / 50Hz / Single	
	Cooling Capacity (Watt)	3375	5000	6225	
	Power Input (Watt)	1085	1580	1985	
	EER	3.11	3.16	3.14	
	Star Rating - Bee Table 2.3	3 Star	3 Star	3 Star	
	Running Current (Amps)	4.8	7.2	9.5	
	Moisture Removal (Litres/Hour)	1.40	2.10	2.85	
	Airflow Volume (Wet CFM) (High / Medium / Low)	390 / 324 / 294	575 / 534 / 493	575 / 534 / 493	
	Noise Level Indoor (High/ Medium/ Low) In db(A)	40 / 38 / 36	48 / 47 / 45	48 / 47 / 45	
Features	Modes	(Auto/Cool/Fan/Dry), No Heat			
	Turbo Cooling	No	No	No	
	Sleep Mode	Yes	Yes	Yes	
	Timer On / Off	Only Timer Off	Only Timer Off	Only Timer Off	
	Horizontal Louvre / Vertical Swing	Motorized	Motorized	Motorized	
	Vertical Louvre / Horizontal Swing	Manual	Manual	Manual	
	Airflow Direction Control	Yes	Yes	Yes	
	Auto Restart With Memory Function	Yes	Yes	Yes	
	Fan Modes	(Auto/High/Medium/Low)			
	I Feel	No	No	No	
	Blow	No	No	No	
	Anti Freeze Thermostat	Yes	Yes	Yes	
	Self Diagnosis	Yes	Yes	Yes	
	LED Display In IDU	Yes	Yes	Yes	
	Filter Configuration	Active Carbon / Silver Ion / Dust Filter			
	Evaporator Fins	Hydrophilic Blue Fins	Hydrophilic Blue Fins	Hydrophilic Blue Fins	
	Condensor Fins	Louvred Fins	Louvred Fins	Louvred Fins	
	Dimensions, Weight & Input	IDU Dimension (W x H x D) mm	790 x 270 x 195	1020 x 320 x 230	1020 x 320 x 230
Power Supply		Indoor Unit	Indoor Unit	Indoor Unit	
Power Supply	Net Weight IDU	9 Kg	13 Kg	13 Kg	
	ODU Dimension (W x H x D) mm	840 x 545 x 300	840 x 545 x 300	968 x 689 x 367	
	Noise Level Outdoor In db(A)	54	56	58	
	Net Weight ODU	36 Kg	38 Kg	45 Kg	
	Compressor	Compressor Type	Rotary	Rotary	Rotary
	Compressor Warranty	5 Year	5 Year	5 Year	
Refrigerant & Ambient	Refrigerant	R 22	R 22	R 22	
Operations	Max Ambient Temp °C	46°C	46°C	46°C	
Remote	Remote	LCD With Backlit	Simple LCD With Backlit	Simple LCD With Backlit	
	Night Glow Function On Remote Buttons	No	No	No	
Tube Size & Piping Capability	Suction Tube Size Outer Diameter Inch (mm)	1/2" (12.7mm)	1/2" (12.7mm)	5/8" (15.88mm)	
	Liquid Tube Size Outer Diameter Inch (mm)	1/4" (6.35mm)	1/4" (6.35mm)	3/8" (9.52mm)	
	Max Piping Capability Total (m)	10	12	12	
	Max Piping Capability Vertical (m)	5	7	7	
	Refrigerant Additional Charge Beyond 3.66m (g/m)	15	15	15	

3 STAR - F COPPER CONDENSER

Model No		3HW12FC	3HW18FB	3HW24FB
Performance Parameters	Nominal Capacity (TR)	1.0	1.5	2.0
	Voltage / Frequency / Phase	230 V / 50Hz / Single	230 V / 50Hz / Single	230 V / 50Hz / Single
	Cooling Capacity (Watt)	3300	4900	6200
	Power Input (Watt)	1055	1550	1960
	EER	3.13	3.16	3.16
	Star Rating - Bee Table 2.3	3 Star	3 Star	3 Star
	Running Current (Amps)	4.6	6.9	9.0
	Moisture Removal (Litres/hour)	1.3	1.8	2.2
	Airflow Volume (Wet CFM) (High / Medium / Low)	312 / 269 / 215	409 / 369 / 341	631 / 574 / 464
	Noise Level Indoor (High/ Medium/ Low) In db(A)	39 / 36 / 30	42 / 39 / 37	48 / 46 / 39
Features	Modes	(Auto/Cool/Fan/Dry), No Heat		
	Turbo Cooling	Yes	Yes	Yes
	Sleep Mode	Yes	Yes	Yes
	Timer On / Off	Yes	Yes	Yes
	Horizontal Louvre / Vertical Swing	Motorized	Motorized	Motorized
	Vertical Louvre / Horizontal Swing	Manual	Manual	Manual
	Airflow Direction Control	Yes	Yes	Yes
	Auto Restart With Memory Function	Yes, Except Horizontal Louvre		
	Fan Modes	(Auto/High/Medium/Low)		
	I Feel	No	No	No
	Blow	No	No	No
	Anti Freeze Thermostat	Yes	Yes	Yes
	Self Diagnosis	Yes	Yes	Yes
	LED Display In IDU	Yes	Yes	Yes
	Filter Configuration	Active Carbon / Silver Ion / Dust Filter		
	Evaporator Fins	Hydrophilic Blue Fins	Hydrophilic Blue Fins	Hydrophilic Blue Fins
	Condenser Fins	Anti Corrosive Blue Fins	Anti Corrosive Blue Fins	Anti Corrosive Blue Fins
	Dimensions, Weight & Input Power Supply	IDU Dimension (W x H x D) mm	800 x 275 x 188	940 x 275 x 205
Input Power Supply		Indoor Unit	Indoor Unit	Indoor Unit
Net Weight IDU		8 Kg	10 Kg	14 Kg
ODU Dimension (W x H x D) mm		780 x 545 x 240	850 x 701 x 320	968 x 689 x 367
Noise Level Outdoor In db(A)		52	56	58
Net Weight ODU		33 Kg	45 Kg	47 Kg
Compressor	Compressor Type	Rotary	Rotary	Rotary
	Compressor Warranty	5 Year	5 Year	5 Year
Refrigerant & Ambient Operations	Refrigerant	R 22	R 22	R 22
	Max Ambient Temp °C	46°C	46°C	46°C
Remote	Remote	LCD With Backlit	LCD With Backlit	LCD With Backlit
	Night Glow Function On Remote Buttons	No	No	No
Tube Size & Piping Capability	Suction Tube Size Outer Diameter Inch (mm)	1/2" (12.7mm)	1/2" (12.7mm)	5/8" (15.88mm)
	Liquid Tube Size Outer Diameter Inch (mm)	1/4" (6.35mm)	1/4" (6.35mm)	3/8" (9.52mm)
	Max Piping Capability Total (m)	10	12	12
	Max Piping Capability Vertical (m)	5	7	7
	Refrigerant Additional Charge Beyond 3.66m (g/m)	15	15	15

3 STAR - F

Model No		3HW12FA	3HW18FA	3HW24FA
Performance Parameters	Nominal Capacity (TR)	1.0	1.5	2.0
	Voltage / Frequency / Phase	230 V / 50hz / Single	230 V / 50hz / Single	230 V / 50hz / Single
	Cooling Capacity (Watt)	3440	4880	6365
	Power Input (Watt)	1080	1550	2000
	EER	3.19	3.15	3.18
	Star Rating - Bee Table 2.3	3 Star	3 Star	3 Star
	Running Current (Amps)	4.6	6.9	8.7
	Moisture Removal (Litres/Hour)	1.3	1.8	2.2
	Airflow Volume (Wet CFM) (High / Medium / Low)	312 / 269 / 215	409 / 369 / 341	631 / 574 / 464
	Noise Level Indoor (High / Medium / Low) In db(A)	39 / 36 / 30	42 / 39 / 37	48 / 46 / 39
Features	Modes	(Auto/Cool/Fan/Dry), No Heat		
	Turbo Cooling	Yes	Yes	Yes
	Sleep Mode	Yes	Yes	Yes
	Timer On / Off	Yes	Yes	Yes
	Horizontal Louvre / Vertical Swing	Motorized	Motorized	Motorized
	Vertical Louvre / Horizontal Swing	Manual	Manual	Manual
	Airflow Direction Control	Yes	Yes	Yes
	Auto Restart With Memory Function	Yes, Except Horizontal Louvre		
	Fan Modes	(Auto/High/Medium/Low)	(Auto/High/Medium/Low)	(Auto/High/Medium/Low)
	I Feel	No	No	No
	Blow	No	No	No
	Anti Freeze Thermostat	Yes	Yes	Yes
	Self Diagnosis	Yes	Yes	Yes
	LED Display In IDU	Yes	Yes	Yes
	Filter Configuration	Active Carbon / Silver Ion / Dust Filter		
	Evaporator Fins	Hydrophilic Blue Fins	Hydrophilic Blue Fins	Hydrophilic Blue Fins
	Condensor Fins	Louvred Fins	Louvred Fins	Louvred Fins
Dimensions, Weight & Input Power Supply	IDU Dimension (W x H x D) mm	800 x 275 x 188	940 x 275 x 205	1045 x 315 x 235
	Input Power Supply	Indoor Unit	Indoor Unit	Indoor Unit
	Net Weight IDU	8 Kg	10 Kg	12.5 Kg
	ODU Dimension (W x H x D) mm	780 x 545 x 240	858 x 536 x 327	968 x 689 x 367
	Noise Level Outdoor In db(A)	56	56	58
	Net Weight ODU	31 Kg	35 Kg	45 Kg
Compressor	Compressor Type	Rotary	Rotary	Rotary
	Compressor Warranty	5 Year	5 Year	5 Year
Refrigerant & Ambient Operations	Refrigerant	R 22	R 22	R 22
	Max Ambient Temp °C	46°C	46°C	46°C
Remote	Remote	LCD With Backlit	LCD With Backlit	LCD With Backlit
	Night Glow Function On Remote Buttons	No	No	No
Tube Size & Piping Capability	Suction Tube Size Outer Diameter Inch (mm)	1/2" (12.7mm)	1/2" (12.7mm)	5/8" (15.88mm)
	Liquid Tube Size Outer Diameter Inch (mm)	1/4" (6.35mm)	1/4" (6.35mm)	3/8" (9.52mm)
	Max Piping Capability Total (m)	10	12	12
	Max Piping Capability Vertical (m)	5	7	7
	Refrigerant Additional Charge Beyond 3.66m (g/m)	15	15	15

2 STAR - O COPPER CONDENSER

Model No		2HW12OC	2HW18OC	2HW24OB
Performance Parameters	Nominal Capacity (TR)	1.0	1.5	2.0
	Voltage / Frequency / Phase	230 V / 50Hz / Single	230 V / 50Hz / Single	230 V / 50Hz / Single
	Cooling Capacity (Watt)	3475	4925	6140
	Power Input (Watt)	1170	1670	2100
	EER (W / W)	2.97	2.95	2.92
	Star Rating - Bee Table 2.3	2 Star	2 Star	2 Star
	Running Current (Amps)	5.1	7.2	9.1
	Moisture Removal (Litres/Hour)	1.4	1.8	2.1
	Airflow Volume (Wet CFM) (High / Medium / Low)	320 / 255 / 200	460 / 385 / 325	470 / 411 / 352
	Noise Level Indoor (High/ Medium/ Low) In db(A)	38 / 33 / 29	42 / 37 / 33	44 / 40 / 37
Features	Modes	(Auto/Cool/Fan/Dry), No Heat		
	Turbo Cooling	Yes	Yes	Yes
	Sleep Mode	Yes	Yes	Yes
	Timer On / Off	Yes	Yes	Yes
	Horizontal Louvre / Vertical Swing	Motorized	Motorized	Motorized
	Vertical Louvre / Horizontal Swing	Manual	Manual	Manual
	Airflow Direction Control	Yes	Yes	Yes
	Auto Restart With Memory Function	Yes	Yes	Yes
	Fan Modes	(Auto/High/Medium/Low)	(Auto/High/Medium/Low)	(Auto/High/Medium/Low)
	I Feel	Yes	Yes	Yes
	Blow	Yes	Yes	Yes
	Anti Freeze Thermostat	Yes	Yes	Yes
	Self Diagnosis	Yes	Yes	Yes
	LED Display In IDU	Yes	Yes	Yes
	Filter Configuration	Catechin / Silver Ion / Anti Bacterial / Active Carbon / Dust Filter		
	Evaporator Fins	Hydrophilic Blue Fins	Hydrophilic Blue Fins	Hydrophilic Blue Fins
	Condenser Fins	Anti Corrosive Blue Fins	Anti Corrosive Blue Fins	Anti Corrosive Blue Fins
Dimensions, Weight & Input Power Supply	IDU Dimension (W x H x D) mm	845 x 275 x 180	940 x 298 x 200	1007 x 315 x 220
	Input Power Supply	Indoor Unit	Indoor Unit	Indoor Unit
	Net Weight IDU	10 Kg	13 Kg	15.5 Kg
	ODU Dimension (W x H x D) mm	780 x 545 x 240	850 x 560 x 320	850 x 701 x 320
	Noise Level Outdoor In db(A)	56	56	58
	Net Weight ODU	32 Kg	41 Kg	52 Kg
Compressor	Compressor Type	Rotary	Rotary	Rotary
	Compressor Warranty	5 Year	5 Year	5 Year
Refrigerant & Ambient Operations	Refrigerant	R 22	R 22	R 22
	Max Ambient Temp °C	46°C	46°C	46°C
Remote	Remote	Large LCD With Back Lit	Large LCD With Back Lit	Large LCD With Back Lit
	Night Glow Function On Remote Buttons	Yes	Yes	Yes
Tube Size & Piping Capability	Suction Tube Size Outer Diameter Inch (mm)	1/2" (12.7mm)	1/2" (12.7mm)	5/8" (15.88mm)
	Liquid Tube Size Outer Diameter Inch (mm)	1/4" (6.35mm)	1/4" (6.35mm)	3/8" (9.52mm)
	Max Piping Capability Total (m)	10	12	12
	Max Piping Capability Vertical (m)	5	7	7
	Refrigerant Additional Charge Beyond 3.66m (g/m)	15	15	15

2 STAR - N

Model No		2HW12NB	2HW18NB	2HW24NB
Performance Parameters	Nominal Capacity (TR)	1.0	1.5	2.0
	Voltage / Frequency / Phase	230 V / 50Hz / Single	230 V / 50Hz / Single	230 V / 50Hz / Single
	Cooling Capacity (Watt)	3265	5000	6120
	Power Input (Watt)	1080	1720	1990
	EER (W / W)	3.02	2.91	3.08
	Star Rating - Bee Table 2.3	2 Star	2 Star	2 Star
	Running Current (Amps)	4.7	7.2	8.5
	Moisture Removal (Litres/Hour)	1.3	1.8	2.65
	Airflow Volume (Wet CFM) (High / Medium / Low)	327 / 300 / 270	526 / 480 / 430	634 / 529 / 426
	Noise Level Indoor (High/ Medium/ Low) In db(A)	40 / 34 / 32	51 / 49 / 47	48 / 47 / 46
Features	Modes	(Auto/Cool/Fan/Dry), No Heat		
	Turbo Cooling	Yes	Yes	Yes
	Sleep Mode	Yes	Yes	Yes
	Timer On / Off	Yes	Yes	Yes
	Horizontal Louvre / Vertical Swing	Motorized	Motorized	Motorized
	Vertical Louvre / Horizontal Swing	Manual	Manual	Manual
	Airflow Direction Control	Yes	Yes	Yes
	Auto Restart With Memory Function	Yes	Yes	Yes
	Fan Modes	(Auto/High/Medium/Low)	(Auto/High/Medium/Low)	(Auto/High/Medium/Low)
	I Feel	No	No	No
	Blow	Yes	Yes	Yes
	Anti Freeze Thermostat	Yes	Yes	Yes
	Self Diagnosis	Yes	Yes	Yes
	LED Display In IDU	Yes	Yes	Yes
	Filter Configuration	Active Carbon / Silver Ion / Dust Filter		
	Evaporator Fins	Hydrophilic Blue Fins	Hydrophilic Blue Fins	Hydrophilic Blue Fins
	Condensor Fins	Louved Fins	Louved Fins	Louved Fins
Remote	Remote	LCD With Backlit	LCD With Backlit	LCD With Backlit
	Night Glow Function On Remote Buttons	Yes	Yes	Yes
Dimensions, Weight & Input Power Supply	IDU Dimension (W x H x D) mm	802 x 265 x 200	940 x 300 x 220	1080 x 300 x 220
	Input Power Supply	Indoor Unit	Indoor Unit	Indoor Unit
	Net Weight IDU	8.3 Kg	12 Kg	14 Kg
	ODU Dimension (W x H x D) mm	840 x 545 x 300	840 x 545 x 300	850 x 701 x 320
	Noise Level Outdoor In db(A)	54	56	58
	Net Weight ODU	35 Kg	37 Kg	47 Kg
Compressor	Compressor Type	Rotary	Rotary	Rotary
	Compressor Warranty	5 Year	5 Year	5 Year
Refrigerant & Ambient Operations	Refrigerant	R 22	R 22	R 22
	Max Ambient Temp °C	46°C	46°C	46°C
Tube Size & Piping Capability	Suction Tube Size Outer Diameter Inch (mm)	1/2" (12.7mm)	1/2" (12.7mm)	5/8" (15.88mm)
	Liquid Tube Size Outer Diameter Inch (mm)	1/4" (6.35mm)	1/4" (6.35mm)	3/8" (9.52mm)
	Max Piping Capability Total (m)	10	12	12
	Max Piping Capability Vertical (m)	5	7	7
	Refrigerant Additional Charge Beyond 3.66m (g/m)	15	15	15

WAC - 2 STAR

Model No.		2WAE081YC	2WAE121YC	2W18LB	2W18GA	2WAE181YC	2W24LA
Performance	Nominal Capacity (TR)	0.75	1.0	1.5	1.5	1.5	2.0
Parameters	Voltage / Frequency / Phase	230 V / 50Hz / Single	230 V / 50Hz / Single	230 V / 50Hz / Single	230 V / 50Hz / Single	230 V / 50Hz / Single	230 V / 50Hz / Single
	Cooling Capacity (Watt)	2515	3335	4860	4860	5275	5850
	Power Input (Watt)	925	1230	1750	1750	1930	2080
	EER (W / W)	2.72	2.71	2.78	2.78	2.73	2.81
	Star Rating - BEE Table 2.4	2 STAR	2 STAR	2 STAR	2 STAR	2 STAR	2 STAR
	Running Current (Amps)	4.0	5.4	8.0	7.26	8.22	9.5
	Moisture Removal (Litres/hour)	1	1.6	2.2	1.83	2.3	2.7
	Airflow Volume (Wet CFM) (High / Medium/ Low)	264 / 240 / 194	282 / 253 / 224	460/ 420 / 380	430 / 418 / 398	441 / 412 / 383	460 / 420 / 380
	Noise Level Indoor (High / Med / Low) In dB(A)	53 / 50 / 48	50 / 48 / 46	55 / 53 / 52	52 / 50 / 48	52 / 50 / 48	57 / 55 / 53
	Features	Modes	(Auto/Cool/Fan/Dry), No Heat		(Cool/Fan/Dry), No Heat	(Auto/Cool/Fan/Dry), No Heat	
Sleep Mode		Yes	Yes	Yes	Yes	Yes	Yes
Timer On / Off		Yes	Yes	Yes	Yes	Yes	Yes
Vertical Louvre / Horizontal Swing		Motorised	Motorised	Motorised	Motorised	Motorised	Motorised
Horizontal Louvre / Vertical Swing		Manual	Manual	Manual	Manual	Manual	Manual
Auto Restart With Memory Function		Yes	Yes	Yes	Yes	Yes	Yes
Energy Saving Mode		No	Yes	Yes	Yes	Yes	Yes
Fan Modes		Auto/High/ Medium/Low	Auto/High/ Medium/Low	Auto/High/ Medium/Low	Auto/High/ Medium/Low	Auto/High/ Medium/Low	Auto/High/ Medium/Low
Anti-Freeze Thermostat		Yes	Yes	Yes	Yes	Yes	Yes
Self-Diagnosis		Yes	Yes	No	Yes	Yes	No
Filter		Dust Filter	Dust Filter	Dust Filter	Dust Filter	Dust Filter	Dust Filter
Filter Check LED on Front Panel		No	No	No	No	Yes	No
Evaporator Fins		Hydrophilic Blue Fins	Hydrophilic Blue Fins	Hydrophilic Blue Fins	Hydrophilic Blue Fins	Hydrophilic Blue Fins	Hydrophilic Blue Fins
Condensor Fins		Anti Corrosive Blue Fins	Anti Corrosive Blue Fins	Anti Corrosive Blue Fins	Anti Corrosive Blue Fins	Anti Corrosive Blue Fins	Anti Corrosive Blue Fins
Dimensions and Weight	Dimension (W X H X D) mm	450 x 346 x 535	560 x 375 x 668	660 x 430 x 760	660 x 430 x 770	660 x 428 x 700	660 x 430 x 760
	Net Weight	28 Kg	47 Kg	58 Kg	56 Kg	58 Kg	61 Kg
Compressor	Compressor Type	Rotary	Rotary	Rotary	Rotary	Rotary	Rotary
	Compressor Warranty	5 Years	5 Years	5 Years	5 Years	5 Years	5 Years
Refrigerant and Ambient Operations	Refrigerant	R 22	R 22	R 22	R 22	R 22	R22
	Max. Ambient Temp (°C)	46°C	46°C	46°C	46°C	46°C	46°C
Remote	Remote	LCD With Back Lit	LCD Remote	Simple Remote	LCD Remote	LCD Remote	Simple Remote
	Night Glow Function On Remote Buttons	Yes	No	No	No	No	No

WAC - 3 STAR

Model No.		3W12GA	3WAE121YD	3W18LB	3W18GA	3WAE181YD
Performance	Nominal Capacity (TR)	1.0	1.0	1.5	1.5	1.5
Parameters	Voltage / Frequency / Phase	230 V / 50Hz / Single	230 V / 50Hz / Single	230 V / 50Hz / Single	230 V / 50Hz / Single	230 V / 50Hz / Single
	Cooling Capacity (Watt)	3250	3475	5030	4900	5120
	Power Input (Watt)	1115	1195	1730	1685	1750
	EER (W / W)	2.91	2.91	2.91	2.91	2.93
	Star Rating - BEE Table 2.4	3 STAR	3 STAR	3 STAR	3 STAR	3 STAR
	Running Current (Amps)	4.76	5.3	7.9	7.05	8.1
	Moisture Removal (Litres/hour)	1.6	1.2	2.3	2.11	1.8
	Airflow Volume (Wet CFM) (High / Medium/ Low)	236 / 227 / 218	255 / 230 / 205	460/ 420 / 380	430 / 418 / 398	440 / 395 / 350
	Noise Level Indoor (High / Med / Low) In dB(A)	51 / 49 / 47	53 / 50 / 47	55 / 53 / 52	52 / 50 / 48	55 / 51 / 47
	Features	Modes	(Auto/Cool/Fan/Dry), No Heat			(Cool/Fan/Dry), No Heat
Sleep Mode		Yes	Yes	Yes	Yes	Yes
Timer On / Off		Yes	Yes	Yes	Yes	Yes
Vertical Louvre / Horizontal Swing		Motorised	Motorised	Motorised	Motorised	Motorised
Horizontal Louvre / Vertical Swing		Manual	Manual	Manual	Manual	Manual
Auto Restart With Memory Function		Yes	Yes	Yes	Yes	Yes
Energy Saving Mode		Yes	No	Yes	Yes	No
Fan Modes		Auto/High/ Medium/Low	Auto/High/ Medium/Low	Auto/High/ Medium/Low	Auto/High/ Medium/Low	Auto/High/ Medium/Low
Anti-Freeze Thermostat		Yes	Yes	Yes	Yes	Yes
Self-Diagnosis		Yes	Yes	No	Yes	Yes
Filter		Dust Filter	Dust Filter	Dust Filter	Dust Filter	Dust Filter
Filter Check LED on Front Panel		No	No	No	No	No
Evaporator Fins		Hydrophilic Blue Fins	Hydrophilic Blue Fins	Hydrophilic Blue Fins	Hydrophilic Blue Fins	Hydrophilic Blue Fins
Condensor Fins		Anti Corrosive Blue Fins	Anti Corrosive Blue Fins	Anti Corrosive Blue Fins	Anti Corrosive Blue Fins	Anti Corrosive Blue Fins
Dimensions and Weight	Dimension (W X H X D) mm	600 x 385 x 525	600 x 380 x 560	660 x 430 x 760	660 x 430 x 770	660 x 428 x 680
	Net Weight	41 Kg	40 Kg	58.5 Kg	58 Kg	56 Kg
Compressor	Compressor Type	Rotary	Rotary	Rotary	Rotary	Rotary
	Compressor Warranty	5 Years	5 Years	5 Years	5 Years	5 Years
Refrigerant and Ambient Operations	Refrigerant	R22	R 22	R 22	R 22	R22
	Max. Ambient Temp (°C)	46°C	46°C	46°C	46°C	46°C
Remote	Remote	LCD Remote	LCD Remote	Simple Remote	LCD Remote	LCD Remote
	Night Glow Function On Remote Buttons	No	Yes	No	No	Yes

WAC - 5 STAR

Model No.		5W12GA	5W18GA	
Performance	Nominal Capacity (TR)	1.0	1.5	
Parameters	Voltage / Frequency / Phase	230 V / 50Hz / Single	230 V / 50Hz / Single	
	Cooling Capacity (Watt)	3800	4975	
	Power Input (Watt)	1135	1505	
	EER (W / W)	3.35	3.31	
	Star Rating - BEE Table 2.4	5 STAR	5 STAR	
	Running Current (Amps)	4.78	6.54	
	Moisture Removal (Litres/hour)	2.06	2.06	
	Airflow Volume (Wet CFM) (High / Medium/ Low)	430 / 418 / 398	430 / 418 / 398	
	Noise Level Indoor (High / Med / Low) In dB(A)	52 / 50 / 48	52 / 50 / 48	
	Features	Modes	(Auto/Cool/Fan/Dry), No Heat	
		Sleep Mode	Yes	Yes
Timer On / Off		Yes	Yes	
Vertical Louvre / Horizontal Swing		Motorised	Motorised	
Horizontal Louvre / Vertical Swing		Manual	Manual	
Auto Restart With Memory Function		Yes	Yes	
Energy Saving Mode		Yes	Yes	
Fan Modes		Auto/High/ Medium/Low	Auto/High/ Medium/Low	
Anti-Freeze Thermostat		Yes	Yes	
Self-Diagnosis		Yes	Yes	
Filter		Dust Filter+ Antibacterial Filter	Dust Filter+ Antibacterial Filter	
Filter Check LED on Front Panel		No	No	
Evaporator Fins		Hydrophilic Blue Fins	Hydrophilic Blue Fins	
Condensor Fins		Anti Corrosive Blue Fins	Anti Corrosive Blue Fins	
Dimensions and Weight		Dimension (W X H X D)mm	660 x 430 x 770	660 x 430 x 770
	Net Weight	55 Kg	58 Kg	
Compressor	Compressor Type	Rotary	Rotary	
	Compressor Warranty	5 Years	5 Years	
Refrigerant and Ambient Operations	Refrigerant	R 22	R 22	
	Max. Ambient Temp (°C)	46°C	46°C	
Remote	Remote	LCD Remote	LCD Remote	
	Night Glow Function On Remote Buttons	No	No	

Our Range

MULTI INVERTER SPLIT AC



INVERTER SPLIT AC



INVERTER - C COOL ONLY



INVERTER - C HEAT PUMP

R410A STAR RATED SPLIT AC



R410A 5 STAR - S



R410A 3 STAR - H

5 STAR - SPLIT AC



5 STAR - ZG



5 STAR - ZR



5 STAR - ZW



5 STAR - S



5 STAR - S



5 STAR - M



3 STAR - V



3 STAR - F



3 STAR - F



3 STAR - F



3 STAR - J



3 STAR - JR



3 STAR - JW



3 STAR - JG

2 STAR SPLIT AC



2 STAR - O



2 STAR - N

WINDOW AC



2 Star 1 TR/1.5 TR/2 TR
3 Star 1 TR/1.5 TR
5 Star 1 TR/1.5 TR



2 Star 1 TR/1.5 TR



2 STAR 0.75 TR
3 STAR 1 TR/1.5 TR



For more information, please contact **BLUE STAR LIMITED** • **Ahmedabad:** 301 & 302, (3rd Floor), Abhishree Avenue, (Near) Nehru Circle, 5M Road, Ambawadi, Ahmedabad - 380 015. Tel: (079) 40224000 • **Bengaluru:** Anjuman KAY A R R Tower No - 28, Ward No 77, Mission Road, Bangalore - 560027. Tel: (080) 41854000 • **Bhubaneswar:** 3A, Satya Nagar, 2nd Floor, Bhubaneswar - 751 007. Tel: (0674) 2572403 / 2573670 • **Chandigarh:** Adarsh Mall, 4th Floor, Plot No. 50, Industrial & Business Park, Phase - II, Chandigarh - 160 002. Tel: (0172) 5024000 • **Chennai:** No.104, Old No. 46, 'Garuda buildings', Cathedral Road, Chennai - 600 086. Tel: (044) 42444000 • **Ghaziabad:** C 53A, Third Floor, Rajnagar District Center (RDC), Raj Nagar, Ghaziabad - 201001, Uttar Pradesh. Tel No: (0120) 2821400 • **Goa:** 210, 2nd Floor, Gera's Imperium I, Patto, Panjim, Goa - 403 001. Tel: (0832) 2438171/2437287 • **Gurgaon:** Block 2-A, DLF Corporate Park, DLF Qutab Enclave, Phase III, Mehrauli-Gurgaon Road, Gurgaon - 122 002. Tel: (0124) 4094100 • **Guwahati:** 13, K.C. Patowari Road, Ulubari, Guwahati - 781 007. Tel: (0361) 2468496 • **Indore:** Shri Krishna Classic, First Floor, 139, Phadnis Colony, AB Road, Indore - 542 010. Tel: (0731) 4001211/4001311 • **Jaipur:** A-19, 1st Floor, Main Sahakar Path, Near Sahakar Bhavan, Jaipur - 302 001. Tel: (0141) 2744033-35 • **Kochi:** 2nd Floor, Millennium Plaza, MKK Nair Road, Alinchuvadu Junction, Kochi - 682 024. Tel: (0484) 4499000 • **Kolkata:** 7, Hare Street, Kolkata - 700 001. Tel: (033) 22134100 • **Ludhiana:** SCO 16-17, Feroze Gandhi Market, Fortune Chambers, 3rd Floor, Ludhiana - 141001 (Punjab), Tel: 0161 5001404 • **Lucknow:** 177/4, Faizabad Road, Lucknow - 226 007. Tel: (0522) 4034000 • **Mumbai:** Blue Star House, 9-A, Ghatkopar Link Road, Saki Naka, Mumbai - 400 072. Tel: (022) 66684100 • **Nagpur:** 219, Bajaj Nagar, 1st Floor, South Ambazari Road, Nagpur - 440 010. Tel: (0712) 2249000 / 6624000 • **Pune:** 201/A, Nityanand Complex, 1st Floor, 247/A, Bund Garden Road, Pune - 411 001. Tel: (020) 41044000 / 26169332 • **Raipur:** Alaska Corporates, 3rd Floor, Opp. VIP Road, Jivan Vihar Colony, G E Road, Raipur, Chhattisgarh - 492 006. Tel: (0771) 6544000 • **Secunderabad:** 207, Sikh Road, Bantia Estate, Secunderabad - 500 003. Tel: (040) 44004100 • **Thiruvananthapuram:** TC IV/962, 'Chandrika', Sree Chitra Nagar, PipeLine Road, Kawdiar, Thiruvananthapuram - 695 003. Tel: (0471) 2720025 / 65 • **Vadodara:** Ramakrishna Chambers, 7th Floor, Productivity Road, Alkapuri, Vadodara - 390 007. Tel: (0265) 2330334 / 6614100 • **Visakhapatnam:** D. No. 49-24-65/1, Near Sankarmattam Road, Madhura Nagar, Visakhapatnam - 530 016. Tel: (0891) 2748405 / 2748433 • **email:** coolingsolutions@bluestarindia.com • **Visit us at:** www.bluestarindia.com